

**FORM NO. 10B**

[ See rule 17B]

**Audit report under section 12A(b) of the Income-tax Act, 1961, in the case of charitable or religious trusts or institutions**

**We** have examined the balance sheet of **DHAN (DEVELOPMENT OF HUMANE ACTION) FOUNDATION , AAATD2591B** [name and PAN of the trust or institution] as at **31/03/2017** and the Profit and loss account for the year ended on that date which are in agreement with the books of account maintained by the said trust or institution.

**We** have obtained all the information and explanations which to the best of **our** knowledge and belief were necessary for the purposes of the audit. In **our** opinion, proper books of account have been kept by the head office and the branches of the abovenamed **institution** visited by **us** so far as appears from **our** examination of the books, and proper Returns adequate for the purposes of audit have been received from branches not visited by **us** , subject to the comments given below:

In **our** opinion and to the best of **our** information, and according to information given to **us** , the said accounts give a true and fair view-

(i) in the case of the balance sheet, of the state of affairs of the above named **institution** as at **31/03/2017** and

(ii) in the case of the profit and loss account, of the profit or loss of its accounting year ending on **31/03/2017**

The prescribed particulars are annexed hereto.

Place **Madurai**  
Date **30/09/2017**

Name **N. CHARLES FERNANDO**  
Membership Number **026619**  
FRN (Firm Registration Number) **0000604**  
Address **HT4 MITHRA, AGRINI, 78, TP  
K ROAD, MADURAI-625003 T  
AMILNADU**

**ANNEXURE**

**Statement of particulars**

**I. APPLICATION OF INCOME FOR CHARITABLE OR RELIGIOUS PURPOSES**

1.	Amount of income of the previous year applied to charitable or religious purposes in India during that year ( ₹ )	<b>306582566</b>
2.	Whether the <b>institution</b> has exercised the option under clause (2) of the Explanation to section 11(1) ? If so, the details of the amount of income deemed to have been applied to charitable or religious purposes in India during the previous year ( ₹ )	<b>No</b>
3.	Amount of income <b>accumulated or set apart</b> for application to charitable or religious purposes, to the extent it does not exceed 15 per cent of the income derived from property held under trust <b>wholly</b> for such purposes. ( ₹ )	<b>12130961</b>
4.	Amount of income eligible for exemption under section 11(1)(c) (Give details)	<b>No</b>
5.	Amount of income, in addition to the amount referred to in item 3 above, accumulated or set apart for specified purposes under section 11(2) ( ₹ )	<b>0</b>
6.	Whether the amount of income mentioned in item 5 above has been invested or deposited in the manner laid down in section 11(2)(b) ? If so, the details thereof.	<b>No</b>
7.	Whether any part of the income in respect of which an option was exercised under clause (2) of the Explanation to section 11(1) in any earlier year is deemed to be income of the previous year under section 11(1B) ? If so, the details thereof ( ₹ )	<b>No</b>
8.	Whether, during the previous year, any part of income accumulated or set apart for specified purposes under section 11(2) in any earlier year-	
(a)	has been applied for purposes other than charitable or religious purposes or has ceased to be accumulated or set apart for application thereto, or	<b>No</b>
(b)	has ceased to remain invested in any security referred to in section 11(2)(b)(i) or deposited in any account referred to in section 11(2)(b)(ii) or section 11(2)(b)(iii), or	<b>No</b>
(c)	has not been utilised for purposes for which it was accumulated or set apart during the period for which	<b>No</b>

it was to be accumulated or set apart, or in the year immediately following the expiry thereof? If so, the details thereof

**II. APPLICATION OR USE OF INCOME OR PROPERTY FOR THE BENEFIT OF PERSONS REFERRED TO IN SECTION 13(3)**

1.	Whether any part of the income or property of the <b>institution</b> was lent, or continues to be lent, in the previous year to any person referred to in section 13(3) (hereinafter referred to in this Annexure as such person)? If so, give details of the amount, rate of interest charged and the nature of security, if any.	No
2.	Whether any part of the income or property of the <b>institution</b> was made, or continued to be made, available for the use of any such person during the previous year? If so, give details of the property and the amount of rent or compensation charged, if any.	No
3.	Whether any payment was made to any such person during the previous year by way of salary, allowance or otherwise? If so, give details	Yes
	Details	Amount(₹)
	<b>M.P.VASIMALAI</b>	<b>864120</b>
	<b>M.PALANISAMY</b>	<b>723540</b>
	<b>V.K.PADMAVATHY</b>	<b>723540</b>
4.	Whether the services of the <b>institution</b> were made available to any such person during the previous year? If so, give details thereof together with remuneration or compensation received, if any	No
5.	Whether any share, security or other property was purchased by or on behalf of the <b>institution</b> during the previous year from any such person? If so, give details thereof together with the consideration paid	No
6.	Whether any share, security or other property was sold by or on behalf of the <b>institution</b> during the previous year to any such person? If so, give details thereof together with the consideration received	No
7.	Whether any income or property of the <b>institution</b> was diverted during the previous year in favour of any such person? If so, give details thereof together with the amount of income or value of property so diverted	No
8.	Whether the income or property of the <b>institution</b> was used or applied during the previous year for the benefit of any such person in any other manner? If so, give details	No

**III. INVESTMENTS HELD AT ANY TIME DURING THE PREVIOUS YEAR(S) IN CONCERNS IN WHICH PERSONS REFERRED TO IN SECTION 13(3) HAVE A SUBSTANTIAL INTEREST**

S. No	Name and address of the concern	Where the concern is a company, number and class of shares held	Nominal value of the investment(₹)	Income from the investment(₹)	Whether the amount in col. 4 exceeded 5 per cent of the capital of the concern during the previous year-say, Yes/No
<b>Total</b>					

Place **Madurai**  
Date **30/09/2017**

Name  
Membership Number  
FRN (Firm Registration Number)  
Address

**N. CHARLES FERNANDO**  
**026619**  
**0000604**  
**HT4 MITHRA, AGRINI, 78, TP**  
**K ROAD, MADURAI-625003 T**  
**AMILNADU**

Form Filing Details	
Revision/Original	Original


**DHAN (Development of Humane Action) Foundation**  
1A, VAIDYANATHAPURAM EAST, KENNET CROSS ROAD, MADURAI 625016

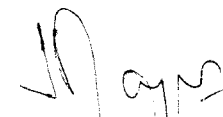
**CONSOLIDATED BALANCE SHEET**

(In ₹)			
	AS AT	31-Mar-17	31-Mar-16
<i>Schedule</i>			
<b>Sources of Funds</b>			
CORPUS AND GENERAL FUND	1	16,21,49,293	16,25,97,260
SPECIFIED FUNDS	2	11,11,05,553	10,18,19,579
FIXED ASSETS WRITTEN OFF AS PER CONTRA	3	9,44,52,317	9,04,70,180
CURRENT LIABILITIES	4	3,70,29,259	3,68,89,555
<b>Total</b>		<b><u>40,47,36,422</u></b>	<b><u>39,17,76,574</u></b>
<b>Application of Funds</b>			
FIXED ASSETS			
Written off as per contra	3	9,44,52,317	9,04,70,180
Land and Building funded from DHAN Corpus	3	4,17,75,540	4,61,84,561
INVESTMENTS	5	12,96,04,800	11,86,82,288
CURRENT ASSETS AND ADVANCES			
Bank Balances	6	7,99,62,583	7,98,20,449
Advances / Receivables	7	1,65,79,556	1,35,73,538
SPECIFIED FUNDS	2	4,23,61,626	4,30,45,558
<b>Total</b>		<b><u>40,47,36,422</u></b>	<b><u>39,17,76,574</u></b>
Notes on Accounts	11		

Schedules 1 to 7 & 11 form an integral part of the Balance sheet

  
B.T. Bangera  
Chairman


  
R.D. Thulasiraj  
Treasurer

  
M.P. Vasimalai



As per our Report of even date

For CHARLES FERNANDO & Co  
Chartered Accountants

  
Proprietor  
FRN:0006048


## DHAN (Development of Humane Action) Foundation


1A, VAIDYANATHAPURAM EAST, KENNET CROSS ROAD, MADURAI 625016

### CONSOLIDATED INCOME AND EXPENDITURE ACCOUNT


		(In ₹)	
		31-Mar-17	31-Mar-16
FOR THE YEAR ENDED		<i>Schedule</i>	
<b>INCOME :</b>			
Grants Received	8	27,94,51,851	23,26,68,157
Interest from Banks and others		41,61,107	30,84,483
Income from Corpus Investments		1,28,23,799	1,65,10,802
Education Programme		31,03,337	91,63,588
Donations		6,24,800	8,16,370
Other Receipts		21,90,976	9,91,174
<b>Total</b>		<b>30,23,55,870</b>	<b>26,32,34,574</b>
<b>EXPENDITURE :</b>			
Community Banking Programme	9	8,30,89,996	5,61,67,855
Tank fed Agriculture Programme		8,56,83,748	6,88,38,777
Rainfed Agriculture Programme		2,55,97,159	1,50,76,974
Coastal Agriculture and Livelihood programme		5,78,28,498	5,97,45,361
New Themes and Other Programmes		2,40,07,338	88,33,534
Central Support System		1,47,36,067	81,04,340
Capital Expenditure	3	1,56,39,760	83,15,817
<b>Excess of Expenditure over Income (Deficit) / Excess of Income over Expenditure - Surplus - Transferred to Appropriation Account</b>	<b>10</b>	<b>(42,26,696)</b>	<b>3,81,51,916</b>
<b>Total</b>		<b>30,23,55,870</b>	<b>26,32,34,574</b>
<b>Notes on Accounts</b>		<b>11</b>	

Schedules 3 & 8 to 11 form an integral part of the Income and Expenditure account


  
B.T. Bangera  
Chairman

  
R.D. Thulasiraj  
Treasurer

As per our Report of even date

  
M.P. Vasimalai





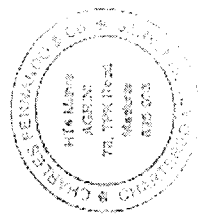
# DHAN (Development of Humane Action) Foundation

1A, VAIDYANATHAPURAM EAST, KENNET CROSS ROAD, MADURAI 625016

## SCHEDULES TO CONSOLIDATED BALANCE SHEET - AS AT MARCH 31, 2017

(In ₹)

Particulars	Opening Balance as on Apr. 1, 2016	Receipts during the year	Appropriation account	Expenses during the year	Closing Balance as on March 31, 2017
<b>Schedule 1 : Corpus and General Fund</b>					
<b>Corpus Fund</b>					
Ford Foundation	5,57,68,069	-	62,53,581	31,27,490	5,88,94,160
Sir Dorabji Tata Trust	4,85,67,242	-	54,95,303	27,41,778	5,13,20,767
DHAN Foundation Own	60,42,138	18,00,000	-	-	78,42,138
Tata DHAN Academy	20,00,000	-	-	-	20,00,000
DHAN Foundation Own Building Corpus	4,61,84,561	-	-	44,09,021	4,17,75,540
<b>Total</b>	<b>15,85,62,010</b>	<b>18,00,000</b>	<b>1,17,48,884</b>	<b>1,02,78,289</b>	<b>16,18,32,605</b>
<b>General Fund</b>					
<b>TOTAL</b>	<b>16,25,97,260</b>	<b>18,00,000</b>	<b>1,17,48,884</b>	<b>1,39,96,851</b>	<b>16,21,49,293</b>
<b>Schedule 2 : Specified Fund</b>					
Donors' Account - Net	3,61,00,659	28,38,15,228	-	29,02,02,979	2,97,12,908
Add: Donor Deficit Balances	4,30,45,558	-	-	-	4,23,61,626
Donor Surplus Balances	<b>7,91,46,217</b>	-	-	-	<b>7,20,74,534</b>
Sir Ratan Tata Trust (SRTT) Revolving Fund	3,76,000	-	-	-	3,76,000
Other Revolving fund	34,30,357	1,63,57,657	-	-	1,97,88,014
Community Risk Reserve Fund	1,74,97,158	-	10,74,915	10,74,915	1,74,97,158
Vehicle Fund	13,69,847	-	-	-	13,69,847
<b>TOTAL</b>	<b>10,18,19,579</b>	<b>1,63,57,657</b>	<b>10,74,915</b>	<b>10,74,915</b>	<b>11,11,05,553</b>



Madurai  
30-Sep-2017

*B.T. Banger*  
B.T. Banger  
Chairman

*M.P. Vasimalai*  
M.P. Vasimalai  
Executive Director

*For CHARLES FERNANDO & Co*  
For CHARLES FERNANDO & Co  
Chartered Accountants  
Proprietor  
FRN:0006045

SCHEDULE TO CONSOLIDATED BALANCE SHEET AS AT March 31, 2017


Schedule 3 : Fixed Assets

Particulars	G R O S S B L O C K A T C O S T			D E P R E C I A T I O N			N E T B L O C K		
	As on 01.04.2016	Addition	Deletion	As on 31.03.2017	As on 01.04.2016	Rate for the year	Withdrawn on deletion	As on 31.03.2017	As on 31.03.2016
<b>Community Banking Programme</b>									
Freehold Land	6.58.021	-	-	6.58.021	-	-	-	6.58.021	6.58.021
Land & Building	1,32,48,179	-	-	1,32,48,179	73,59,156	10	5,88,902	79,48,058	53,00,121
Furniture and Fixtures	18,30,870	1,13,581	-	19,44,451	9,83,787	10	96,067	10,79,854	8,64,597
Office Equipments	4,40,636	38,373	-	4,79,009	3,59,365	15	17,947	3,77,312	81,271
Professional Equipments	70,39,000	6,50,090	-	76,89,090	64,67,047	60	7,33,226	4,88,817	5,71,953
Electrical Fittings	6,90,445	24,856	-	7,15,301	3,56,185	10	35,911	3,92,096	3,23,205
Vehicles	36,57,340	-	-	36,57,340	30,32,452	15	93,734	31,26,186	6,24,888
Staff Vehicles	58,298	-	-	58,298	-	-	-	58,298	58,298
Plant & Machinery	13,04,686	-	-	13,04,686	10,00,149	15	45,680	10,45,829	2,58,857
<b>Total I</b>	<b>2,89,27,475</b>	<b>8,26,900</b>	-	<b>2,97,54,375</b>	<b>1,95,58,141</b>	-	<b>16,11,467</b>	<b>2,11,69,608</b>	<b>85,84,767</b>

<b>Tank Fed Agriculture Programme</b>									
Particulars	As on 01.04.2016	Addition	Deletion	As on 31.03.2017	As on 01.04.2016	Rate for the year	Withdrawn on deletion	As on 31.03.2017	As on 31.03.2016
Freehold Land	1,76,689	-	-	1,76,689	-	-	-	-	1,76,689
Furniture and Fixtures	9,48,641	74,610	-	10,23,251	5,36,337	10	48,691	5,85,028	4,38,223
Office Equipments	7,09,080	1,95,900	-	8,94,980	3,54,038	15	81,141	4,35,179	4,59,801
Professional Equipments	51,48,318	7,60,614	-	59,08,932	49,49,985	60	5,75,368	55,25,353	3,83,579
Electrical Fittings	3,99,712	24,400	-	4,24,112	1,75,402	10	24,871	2,00,273	2,23,839
Staff Vehicles	66,518	-	-	66,518	-	-	-	66,518	66,518
Vehicles	13,17,649	-	-	13,17,649	10,70,235	15	37,112	11,07,347	2,47,414
Plant & Machinery	19,97,492	2,94,730	-	22,92,222	13,54,363	15	1,40,679	14,95,042	7,97,180
<b>Total II</b>	<b>1,06,97,581</b>	<b>14,06,772</b>	-	<b>1,21,04,353</b>	<b>84,40,360</b>	-	<b>9,07,862</b>	<b>93,48,222</b>	<b>27,56,131</b>

<b>Rainfed Agriculture Programme</b>									
Particulars	As on 01.04.2016	Addition	Deletion	As on 31.03.2017	As on 01.04.2016	Rate for the year	Withdrawn on deletion	As on 31.03.2017	As on 31.03.2016
Furniture and Fixtures	1,21,100	9,959	-	1,31,059	38,734	10	9,233	47,967	83,092
Office Equipments	1,67,762	1,825	-	1,69,587	61,641	15	16,192	77,833	91,754
Professional Equipments	29,73,753	2,22,150	-	31,95,903	26,90,448	60	3,03,273	29,93,721	2,02,182
Electrical Fittings	14,305	13,000	-	27,305	4,249	10	2,306	6,555	20,750
Plant & Machinery	20,41,753	-	-	20,41,753	8,41,935	15	1,79,973	10,21,908	10,19,845
Staff Vehicles	67,233	-	-	67,233	-	-	-	-	67,233
Vehicles (Battery operated)	6,30,000	-	-	6,30,000	6,04,800	80	20,160	6,24,960	5,040
<b>Total III</b>	<b>60,15,906</b>	<b>2,46,934</b>	<b>67,233</b>	<b>61,95,607</b>	<b>42,41,807</b>	-	<b>5,31,137</b>	<b>47,72,944</b>	<b>14,22,663</b>

<b>Coastal Agriculture and Livelihood programme</b>									
Particulars	As on 01.04.2016	Addition	Deletion	As on 31.03.2017	As on 01.04.2016	Rate for the year	Withdrawn on deletion	As on 31.03.2017	As on 31.03.2016
Freehold Land	69,77,521	11,39,165	-	81,16,686	-	-	-	-	69,77,521
Land & Building	2,20,07,184	45,49,140	-	2,65,56,324	1,33,30,661	10	13,22,566	1,46,53,227	1,19,03,097
Building Work-in-Progress	47,08,913	47,08,913	-	47,08,913	-	-	-	47,08,913	-
Furniture and Fixtures	13,09,574	2,06,042	-	15,15,616	7,42,996	10	77,262	8,20,258	6,95,358
Office Equipments	11,77,304	40,800	-	12,18,104	7,65,715	15	67,858	8,33,573	3,84,531
Professional Equipments	74,90,665	2,80,650	-	77,71,315	71,75,558	60	3,57,454	75,33,012	2,38,303
Electrical Fittings	4,28,124	7,550	-	4,35,674	2,76,924	10	15,875	2,92,799	3,15,107
Plant and Machinery	1,12,91,517	1,43,777	-	1,12,91,517	82,14,689	15	4,61,524	86,76,213	26,15,304
Staff Vehicles	40,18,656	-	-	40,18,656	-	-	-	-	40,18,656
Vehicles	40,18,656	-	-	40,18,656	34,20,761	15	89,684	35,10,445	5,08,211
<b>Total IV</b>	<b>5,47,00,545</b>	<b>1,10,76,037</b>	-	<b>6,57,76,582</b>	<b>3,39,27,304</b>	-	<b>23,92,223</b>	<b>3,63,19,527</b>	<b>2,94,57,055</b>



*M. J. S.*

**SCHEDULE TO CONSOLIDATED BALANCE SHEET AS AT March 31, 2017**

**Schedule 3 : Fixed Assets (Contd...)**

Particulars	G R O S S B L O C K A T C O S T			D E P R E C I A T I O N			N E T B L O C K		
	As on 01.04.2016	Addition	Deletion	As on 31.03.2017	As on 01.04.2016	Rate for the year	Withdrawn on deletion	As on 31.03.2017	As on 31.03.2016
<b>New Themes and Other Programmes</b>									
Freehold Land	41,11,024	-	-	41,11,024	-	-	-	41,11,024	41,11,024
Building	6,39,43,097	-	-	6,39,43,097	2,72,31,617	10	36,71,148	3,30,40,332	3,67,11,480
Building work in Progress	-	-	-	-	-	-	-	-	-
Furniture and Fixtures	20,46,391	1,29,188	-	21,75,579	13,04,780	10	87,080	7,83,719	7,41,611
Office Equipments	9,33,573	14,450	-	9,48,023	6,60,253	15	43,166	2,44,604	2,73,320
Professional Equipments	97,72,468	1,73,849	-	99,46,317	95,57,155	60	2,33,498	1,55,664	2,15,313
Electrical Fittings	7,92,688	1,31,950	-	9,24,638	4,61,652	10	46,299	4,16,687	3,31,036
Vehicles	16,82,431	-	-	16,82,431	13,53,739	15	49,304	2,79,388	3,28,692
Staff Vehicles	-	-	-	-	-	-	-	-	-
Plant & Machinery	52,46,482	-	-	52,46,482	30,05,897	15	3,36,088	19,04,497	22,40,585
<b>Total V</b>	<b>8,85,28,154</b>	<b>4,49,437</b>	<b>-</b>	<b>8,89,77,591</b>	<b>4,35,75,093</b>		<b>44,66,583</b>	<b>4,09,35,915</b>	<b>4,49,53,061</b>

<b>Central Support System</b>									
Freehold Land	59,83,156	-	-	59,83,156	-	-	-	59,83,156	59,83,156
Building	31,96,147	-	-	31,96,147	8,66,156	10	2,32,999	20,96,992	23,29,991
Furniture and Fixtures	3,85,347	21,755	-	4,07,102	2,09,424	10	19,768	1,77,910	1,75,923
Office Equipments	1,60,940	1,46,000	-	3,06,940	1,16,634	15	28,546	1,61,760	44,306
Professional Equipments	6,33,776	10,89,250	-	17,23,026	6,32,788	60	6,54,143	4,36,095	988
Electrical Fittings	7,89,714	2,38,700	-	10,28,414	2,98,674	10	72,974	3,71,648	4,91,040
Plant and Machinery	16,06,684	-	-	16,06,684	4,45,855	15	1,74,124	6,19,979	11,60,829
Vehicles	19,00,411	1,37,975	4,16,933	16,21,453	12,10,319	15	1,24,210	11,66,295	6,90,092
Staff Vehicles	4,66,899	-	1,25,655	3,41,244	-	-	-	3,41,244	4,66,899
<b>Total VI</b>	<b>1,51,23,074</b>	<b>16,33,680</b>	<b>5,42,588</b>	<b>1,62,14,166</b>	<b>37,79,850</b>		<b>13,06,764</b>	<b>1,68,234</b>	<b>1,12,95,786</b>
<b>Total (H+II+IV+V+VI)</b>	<b>20,39,92,735</b>	<b>1,56,39,760</b>	<b>6,09,821</b>	<b>21,90,22,674</b>	<b>11,35,22,555</b>		<b>1,12,16,036</b>	<b>1,68,234</b>	<b>9,44,52,317</b>

**Office Building Funded from Own Corpus**

Free hold land	20,94,344	-	-	20,94,344	-	-	-	20,94,344	20,94,344
Building	6,04,29,534	-	-	6,04,29,534	1,63,39,317	10	44,09,021	3,96,81,196	4,40,90,217
<b>Total</b>	<b>6,25,23,878</b>	<b>-</b>	<b>-</b>	<b>6,25,23,878</b>	<b>1,63,39,317</b>	<b>10</b>	<b>44,09,021</b>	<b>4,17,75,540</b>	<b>4,61,84,561</b>

*(Signature)*  
B.T. Bangeta  
Chairman

*(Signature)*  
M.P. Vasimbal  
Executive Director



For CHARLES FERNANDO & Co  
Chartered Accountants

*(Signature)*  
Proprietor  
F.R.:00060AF

**DHAN (Development of Humane Action) Foundation**  
1A, VAIDYANATHAPURAM EAST, KENNET CROSS ROAD, MADURAI 625016


**SCHEDULES TO CONSOLIDATED BALANCE SHEET**

(In ₹)


	AS AT	31-Mar-17	31-Mar-16
<b>Schedule 4 : Current Liabilities</b>			
Demand Loan - PGB, CUB & REPCO		3,03,51,672	2,90,75,645
Students Deposits		3,55,769	2,94,319
TDS payable		3,97,955	5,311
Advances Payable		34,01,333	72,65,240
PF payable		21,59,211	-
Staff Vehicle Loan		3,63,319	2,49,040
<b>Total</b>		<b>3,70,29,259</b>	<b>3,68,89,555</b>
<b>Schedule 5 : Investments</b>			
<b>Ford Foundation Corpus Fixed Deposits :</b>			
Housing Development Financial Corporation	1,37,43,677		1,27,36,009
REPCO Bank	2,59,50,776		2,41,11,521
City Union Bank	1,25,43,151		1,25,43,151
Canara Bank	12,21,388		11,17,998
Pandiyam Grama Bank	1,17,34,648	6,51,93,640	52,94,051
<b>Sir Dorabji Tata Trust Corpus Fixed Deposits :</b>			
Fixed Deposit with REPCO Bank	2,74,99,079		2,55,44,823
Fixed Deposit with Pandian Grama Bank	1,39,75,144		1,22,83,857
Fixed Deposit with City Union Bank	1,36,68,725	5,51,42,948	1,20,92,964
<b>Community Risk Reserve &amp; Other Funds Fixed Deposits:</b>			
Pandiyam Grama Bank	60,34,924		97,24,626
Canara Bank	-		-
City Union Bank	32,33,288	92,68,212	32,33,288
<b>Total</b>		<b>12,96,04,800</b>	<b>11,86,82,288</b>
<b>Schedule 6 : Bank Balances</b>			
In Savings accounts		3,94,07,251	4,70,02,153
In Fixed Deposits		4,05,55,332	3,28,18,296
<b>Total</b>		<b>7,99,62,583</b>	<b>7,98,20,449</b>
<b>Schedule 7 : Advances and Recoverable</b>			
Project Advances to staff		3,47,436	2,58,261
Deposits		15,47,299	15,97,699
TDS Receivables		48,90,594	49,16,039
Other Advances Recoverable		97,94,227	68,01,539
<b>Total</b>		<b>1,65,79,556</b>	<b>1,35,73,538</b>

As per my report of even date


  
B.T. Bangera  
Chairman

  
R.D. Thulasiraj  
Treasurer

For **CHARLES FERNANDO & Co**  
Chartered Accountants

  
M.P. Vasimalai  
Executive Director



  
Proprietor  
FRN:0003045





**DHAN (Development of Humane Action) Foundation**  
1A, VAIDYANATHAPURAM EAST, KENNET CROSS ROAD, MADURAI 625016

**SCHEDULES TO CONSOLIDATED BALANCE SHEET**


(In ₹)

	AS AT	31-Mar-17	31-Mar-16
<b>Schedule 8 : Grants Received</b>			
<b>From Foreign Agencies</b>			
WomenStrong International, USA		3,01,80,955	89,69,451
Water.org, USA		2,53,44,428	46,16,580
Hindustan Unilever Foundation		1,99,00,000	-
Axis Bank Foundation		2,98,61,052	6,50,31,180
Cognizant Foundation		90,60,000	-
Caritas, Switzerland		96,39,672	38,35,314
International Development Research Centre (IDRC)		1,98,58,428	1,10,92,100
Stichting Duurzame Micro Pensioenen, The Netherlands		72,89,825	79,52,030
UNDEF		88,20,488	52,91,813
The ITC Rural Development Trust		36,84,000	98,70,000
Agriculture Biodiversity Community - SwedBio		34,38,557	-
GIZ, New Delhi		24,26,531	4,07,700
Texas Instruments		48,95,000	25,00,000
Charities Aid Foundation (Oracle)		17,14,975	-
Delegation of the European Union of India		15,30,906	-
Please Sound		18,65,005	-
Karunai Illam Trust, New Zealand		31,01,998	28,63,000
The Hunger Project		6,66,896	-
Deshpande Foundation		5,00,000	-
ActionAid Foundation		5,00,000	-
HOPE international		4,15,690	9,01,245
AGFUND		10,16,259	-
India Water Partnership		94,058	-
Hugnine Rallapalli Foundation (HRF)		3,00,000	5,41,000
Friends of DHAN, The Netherlands		6,33,364	4,41,839
HIVOS, The Netherlands		-	1,26,03,809
Rabobank Foundation, The Netherlands		-	18,39,216
MSSRF		-	11,99,975
Bioversity International		-	4,02,657
Focus India Forum, Singapore		-	4,19,200
Others		10,18,974	18,44,414
	<b>c/f</b>	<b>18,77,57,061</b>	<b>14,26,22,523</b>


Chairman  
B.T. Bangera

Treasurer  
R.D. Thulasiraj




Executive Director  
M.P. Vasimalai

For **CHARLES FERNANDO & CO**  
Chartered Accountants

 **Proprietor**  
FRN:000604

Madurai  
30-Sep-2017





**DHAN (Development of Humane Action) Foundation**  
1A, VAIDYANATHAPURAM EAST, KENNET CROSS ROAD, MADURAI 625016

**SCHEDULES TO CONSOLIDATED INCOME AND EXPENDITURE ACCOUNT**


		(In ₹)		
		AS AT	31-Mar-17	31-Mar-16
<b>Schedule 8 : Grants Received (contd...)</b>				
		b/f	18,77,57,061	14,26,22,523
<b>From Indian Agencies</b>				
ITC Khammam & Munger			2,60,81,010	-
Aditya Birla Finance Ltd.			1,59,75,230	40,00,000
National Bank for Agriculture and Rural Development			1,21,98,213	96,11,255
State Balanced Growth Fund (SBGF)			76,41,750	34,83,750
Birla Sunlife Insurance Co. Ltd			76,00,000	14,54,550
Bharat Petroleum Corporation Limited			61,93,070	99,90,800
Nadathur Family Donations			35,00,000	-
Integrated Water Development Prog. (IWMP) DWMA GoAP			26,82,231	46,83,339
Janalakshmi Finance Limited			25,00,000	-
MARICO			13,50,000	-
SDP Adilabad & Orivayal			6,25,000	-
Nuclear Power Corporation India Limited (MAPS)			6,13,685	19,24,538
IWMP Kukshi			6,08,344	5,56,745
District Human Resource Development Dept.			5,25,000	4,00,000
Reserve Bank of India			5,00,000	-
Merlin Holdings Pvt Ltd			5,00,000	-
GoI - Ministry of Health Dept.			3,50,000	-
Mahindra Finance Limited			3,00,000	-
Vikas Ganga Samaj Sevi Sanstha			89,250	-
Hindustan Unilever Limited			-	2,87,81,865
MAVIM, Govt of Maharashtra			-	55,38,117
Caring Friends Network			-	36,75,000
Kalike Samruddhi Upakram			-	30,00,000
Rajiv Gandhi National Insitute for Youth and Development			-	11,30,220
CAIM Project, Govt. of Maharashtra			-	11,15,919
Department of Science & Technology			-	9,00,000
Rural Development Dept. GoAP, Utnoor Rainfed			-	8,68,290
DWMA / APCBTMP / MGNREGS, Govt. of AP			-	7,14,510
Sir Ratan Tata Trust			-	7,00,000
AXIS Bank Foundation			-	6,00,000
Kadavasal Krishnamurthi Charitable Trust			-	6,00,000
National Biodiversity Project			-	5,35,000
Madras Atomic Power Station			-	3,40,200
Sundaram Asset Management Co Ltd			-	3,00,000
Lister Foundation			-	2,86,500
Others			23,60,007	18,55,036
<b>Subtotal</b>			<b>9,21,92,790</b>	<b>9,00,45,634</b>
<b>Less Grant refunded :</b>				
Kalike Samruddhi Upakram			4,98,000	-
<b>Total</b>			<b>27,94,51,851</b>	<b>23,26,68,157</b>

  
Chairman  
B.T. Bangera

  
Treasurer  
R.D. Thulasiraj

  
Executive Director  
M.P. Vasimalai

For **CHARLES FERNANDO & Co**  
Chartered Accountants

  
Proprietor  
FRN:0006046

Madurai  
30-Sep-2017





**DHAN (Development of Humane Action) Foundation**  
1A, VAIDYANATHAPURAM EAST, KENNET CROSS ROAD, MADURAI 625016

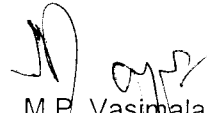
**SCHEDULES TO CONSOLIDATED INCOME AND EXPENDITURE ACCOUNT**

(In ₹)


	AS AT	31-Mar-17	31-Mar-16
<b>Schedule 10 : Appropriation</b>			
Excess of Income over Expenditure		<u>(42,26,696)</u>	<u>3,81,51,916</u>
<b>Investment income transferred to:</b>			
Ford Foundation Corpus Fund		62,53,581	91,40,628
Sir Dorabji Tata Trust corpus Fund		54,95,303	53,78,141
Tata Dhan Academy Corpus Fund		-	1,65,628
Community Risk Reserve Fund		10,74,915	15,59,708
<b>Vehicle Fund</b>			
		-	1,99,000
<b>Expenses transferred to Corpus funds:</b>			
Sir Dorabji Tata Trust		(27,41,778)	(21,30,204)
Ford Foundation		(31,27,490)	(39,70,177)
Community Risk Reserve Fund		(10,74,915)	(15,56,481)
Tata Dhan Academy Corpus fund		-	(1,65,628)
<b>Surplus transferred to:</b>			
General Fund		(37,18,562)	24,84,276
Corpus Fund		-	25,00,000
Donor's account - Surplus / (Deficit)		(63,87,750)	2,45,47,025
<b>Total</b>		<u><b>(42,26,696)</b></u>	<u><b>3,81,51,916</b></u>

  
B.T. Bangera  
Chairman


  
R.D. Thulasiraj  
Treasurer

  
M.P. Vasimalai  
Executive Director

For CHARLES FERNANDO & Co  
Chartered Accountants

  
Proprietor  
FRN:0006045

Madurai  
30-Sep-2017



**Schedules to Balance sheet & Income and Expenditure account - Consolidated -  
for the year ended March 31, 2017**

**Schedule 11: Notes on accounts**

**1. The guiding principles that are fundamental to the Trust are:**

- 1.1 High quality human resources will be engaged in grassroots work. The focus of the work will be on enabling rather than delivering through direct action.
- 1.2 Value collaboration with mainstream institutions and government to demonstrate new and effective ways of development intervention and to build viable linkages between people and mainstream.
- 1.3 Promoting people's organisations at various levels, with focus on one particular theme for sustainability.
- 1.4 The strategy for growth is towards enriching the themes and retain sub-sectoral focus.

**2. In pursuance of its objects and based on the guiding principles set out in para 1 above the Trust:**

- 2.1 Undertakes projects and facilitates government and private local institution sponsored projects for promotion, renovation and maintenance of irrigation systems, and of natural resources, by land treatment, watershed management, afforestation, waste land development and management and also housing/housing finance for the needy.
  - 2.2 Promotes women's mutual credit and savings groups, associations of such groups and federations of such associations to enhance the savings and borrowing power of the poor to promote income generation activities for their livelihood.
  - 2.3 Works with the poor through locally active groups, informal and otherwise, in the accomplishment of its objectives.
  - 2.4 Provides technical and management assistance to similar voluntary agencies, institutions, government departments and funding agencies involved in developmental work in India.
3. In the course of implementing the development projects the Trust facilitates the mobilisation of substantial resources from various rural development schemes of the government and banks and through participants' own contribution, which are directly channeled to the participants. These have no monetary impact on the accounts of the Trust. This is in keeping with the Trust's policy of progressively strengthening the capability of the weaker sections to deal effectively with development agencies and to manage development activities themselves. The administrative overheads incurred on account of the technical/managerial support extended are charged as expenditure of the Trust.
4. In the case of informal savings and credit groups and other income generation activities flowing therefrom, the Trust provides inter alia revolving fund grants & interest free working capital loans, as per the mandate of the donors to the beneficiaries and the same are separately accounted for through the Balance Sheet, held in Trust and administered. All other grants (except corpus grants), including capital grants, are taken as revenue receipts of the Trust in the year of receipt.



## Accounting Policies

5. The Trust follows cash basis of accounting.
6. Fixed assets are fully written off in the year of acquisition as expenditure in the income and expenditure account.

However to present a more realistic picture of the value of assets appearing in the balance sheet, depreciation at the rates provided in the Income Tax Act, 1961 is being reduced from the cost of the fixed assets on the written down value method. Written down value of assets so arrived at is shown as contra on both the assets & liabilities side of the Balance sheet.

Where land and buildings are purchased for a consolidated consideration without break-up, depreciation has been provided on such consolidated amount.

No depreciation has however been provided on staff vehicles as they are deleted when transferred to the employees at cost on their repayment of the loan taken to acquire the vehicle.


Professional equipment includes computers, projectors, cameras etc., and have been depreciated at the rate applicable to computers.

## Notes on Accounts

7. Office Land & Building funded to the extent of (Gross Block) Rs. 6,25,23,878/- from own corpus and depreciation thereon (see note 6 above) has been retained as a separate item in Schedule 1 and 3 to ensure the disclosure of the corpus and the corresponding utilisation against it.
8. Fixed deposits of Rs. 5,10,87,485 (previous year Rs 4,56,42,992) included in schedule 5 under the head Investments with REPCO Bank, City Union Bank and Pandyan Grama Bank are under lien towards loans from the said banks.
9. Fixed deposits of Rs. 95,984 (Previous year Rs 86,207) are under lien with Banks as margin for the bank guarantees issued by them in favour of DWDO, Kolar and Government of India.
10. Previous year's figures have been regrouped / reclassified wherever necessary.

## Compliances

11. The Trust has been generally regular in depositing its statutory dues including Provident Fund, Tax deducted at Source (TDS) and any other statutory dues with the appropriate authorities.
12. The Trust has been registered under FCRA Act vide FC Registration No. 075940407 dated 21-Nov-2000 and it has renewed its registration on 2<sup>nd</sup> June 2016.
13. The Trust has complied all its respective regulatory provisions.
14. The Trust has been effectively utilizing the Foreign and other grants received.
15. The Trust has been receiving Government, International, Individual, Institutional and Corporate Donor Grants for various projects undertaken and the Donor audits have been carried out for all the major funded projects in the Institution Premise or in the Donor's Office.



16. The Trust complies with the requirements of varied Donors and the reporting vide submission of Utilization of Certificates has also been done in the authorized specified formats.




Chairman




Treasurer

Madurai  
30-Sep-2017



Executive Director

For CHARLES FERNANDO & Co  
Chartered Accountants



Proprietor  
FRN:0006045