

Sunanda & Sheshadri

Chartered Accountants

'TRIDIPA', Ground Floor, 46/2, I Cross,
Someshwarapura, Extension, (1A Cross, Cambridge layout),
Ulsoor, BANGALORE - 560 008.
Phone : 91 - 80 - 25364740 / 25368228 Fax : 91 - 80 - 25367711
E-Mail : k_sheshadri@yahoo.com

FORM NO. 10 B


Audit report under section 12 A(b) of the Income Tax Act, 1961 in the case of
charitable or religious trusts or institutions

We have examined the consolidated Balance Sheet of **DHAN (Development of Humane Action) Foundation**, 18, Pillayar Koil Street, S.S.Colony, Madurai - 625 010, Tamilnadu, India (Permanent Account Number : **AAA TD 2591 B**) as at 31 March 2012 and the consolidated Income and Expenditure Account for the year ended on that date which are in agreement with the books of account maintained by the said Trust.

This financial statement is the responsibility of the Trust's management. Our responsibility is to express an opinion on the financial statement based on our audit.

We conducted our audit in accordance with auditing standards generally accepted in India. Those standards require that we plan and perform the audit to obtain reasonable assurance about whether the financial statements are free of material misstatement. An audit includes examining, on a test basis, evidence supporting the amounts and disclosures in the financial statements. An audit also includes assessing the accounting principles used and significant estimates made by management, as well as evaluating the overall financial statement presentation. We believe that our audit provides a reasonable basis for our opinion.

We have obtained all the information and explanations which to the best of our knowledge and belief were necessary for the purposes of the audit subject to non confirmation of balances of certain loans and advances, bank balances, donor balances and current liabilities. In our opinion, proper books of account have been kept by the head office and branches of the trust so far as appears from our examination of the books.



Sunanda & Sheshadri

Chartered Accountants

'TRIDIPA', Ground Floor, 46/2, 1 Cross,
Someshwarapura, Extension, (1A Cross, Cambridge layout),
Ulsoor, BANGALORE - 560 008.
Phone : 91 - 80 - 25364740 / 25368228 Fax : 91 - 80 - 25367711
E-Mail : k_sheshadri@yahoo.com

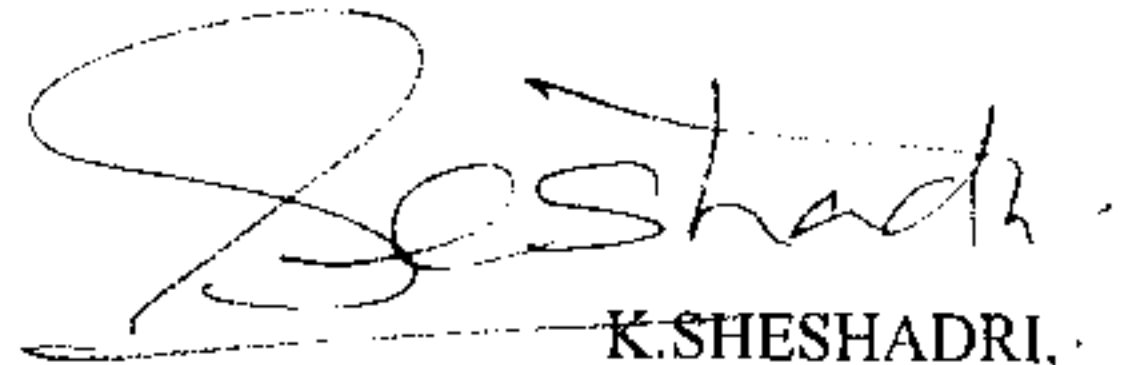
: 2 :

In our opinion and to the best of our information and according to the information given to us, the said accounts give a true and fair view :

- i) in the case of the consolidated Balance Sheet of the state of affairs of the above named trust as at 31 March 2012 and
- ii) in the case of the consolidated income and expenditure account of the excess of expenditure over its income of its accounting year ending on 31 March 2012.

The prescribed particulars are annexed hereto.

for SUNANDA & SHESHADRI,
Chartered Accountants,
Firm Registration Number : 4191S



K. SHESHADRI,

Partner.

Membership Number : 20956


Place : Bangalore
Date : 6 August 2012


DHAN (Development of Humane Action) Foundation

CONSOLIDATED BALANCE SHEET

| | As at | March 31, 2012 | March 31, 2011 |
|---|-----------|--------------------|--------------------|
| | Schedule | (In Rupees) | |
| ASSETS | | | |
| FIXED ASSETS | | | |
| Written off as per contra | 1 | 100,805,585 | 109,425,544 |
| Land and Building funded from DHAN Corpus | 1 | 32,144,517 | 15,052,593 |
| INVESTMENTS | | | |
| | 2 | 103,155,300 | 112,368,009 |
| CURRENT ASSETS, LOANS AND ADVANCES | | | |
| Bank Balances | 3 | 37,084,647 | 41,956,605 |
| Loans and Advances | 4 | 9,684,484 | 16,384,047 |
| SPECIFIED FUNDS | | | |
| | 6 | 30,220,947 | 21,119,707 |
| Total | | 313,095,480 | 316,306,505 |
| LIABILITIES | | | |
| CORPUS AND CAPITAL FUND | | | |
| | 5 | 150,266,267 | 135,986,759 |
| SPECIFIED FUNDS | | | |
| | 6 | 60,046,060 | 69,664,549 |
| CURRENT LIABILITIES | | | |
| | 7 | 1,977,568 | 1,229,653 |
| FIXED ASSETS WRITTEN OFF AS PER CONTRA | | | |
| | 1 | 100,805,585 | 109,425,544 |
| Total | | 313,095,480 | 316,306,505 |
| Notes on Accounts | 11 | | |

Schedules 1 to 7 & 11 form an integral part of the Balance sheet


Chairman
B.T. Bangera


Treasurer
R.D. Thulasiraj


Executive Director
M.P. Vasimalai

As per our Report of even date
For Sunanda & Sheshadri
Chartered Accountants
Firm Registration No. 4191S


K. SHESHADRI
Partner
Membership No. 20956

Madurai
June 23, 2012


6 AUG 2012





DHAN (Development of Humane Action) Foundation
CONSOLIDATED INCOME AND EXPENDITURE ACCOUNT

| | FOR THE YEAR ENDED | March 31, 2012 | March 31, 2011 |
|--|--------------------|--------------------|--------------------|
| | Schedule | (In Rupees) | |
| INCOME : | | | |
| Grants Received | 8 | 181,458,839 | 183,858,691 |
| Other Receipts | 9 | 14,377,181 | 14,922,762 |
| Total | | 195,836,020 | 198,781,453 |
| EXPENDITURE : | | | |
| Community Banking Programme | | | |
| Programme Implementation | | 47,158,568 | 46,900,892 |
| Capital Expenditure | 1 | 903,013 | 6,650,856 |
| Tank fed Agriculture Programme | | | |
| Programme Implementation | 1 | 51,981,627 | 38,319,426 |
| Capital Expenditure | | 227,365 | 1,380,227 |
| Rainfed Agriculture Programme | | | |
| Programme Implementation | | 18,401,356 | 2,754,163 |
| Capital Expenditure | 1 | 573,869 | - |
| Coastal Agriculture and Livelihood programme | | | |
| Programme Implementation | | 27,628,217 | 31,705,800 |
| Capital Expenditure | 1 | 497,350 | 16,900 |
| New Themes and Other Programmes | | | |
| Programme Implementation | | 40,485,572 | 42,791,230 |
| Capital Expenditure | 1 | 1,404,587 | 6,452,426 |
| Central Support System | | | |
| Programme Implementation | | 12,983,281 | 12,791,671 |
| Capital Expenditure | 1 | 51,445 | 944,962 |
| Excess of (Expenditure over Income) / Income over Expenditure | | (6,460,230) | 8,072,900 |
| Total | | 195,836,020 | 198,781,453 |
| Appropriation of Excess of (Expenditure over income) / Income over expenditure | 10 | (6,460,230) | 8,072,900 |
| Notes on Accounts | 11 | | |

Schedules 1 & 8 to 11 form an integral part of the Income and Expenditure account


 Chairman
 B.T. Bangera


 Treasurer
 R.D. Thulasiraj


 Executive Director
 M.P. Vasimalai

As per our Report of even date
 For Sunanda & Sheshadri
 Chartered Accountants
 Firm Registration No. 4191S


 K. SHESHADRI
 Partner
 Membership No. 20956

Madurai
 June 23, 2012



DHAN (Development of Humane Action) Foundation
SCHEDULE TO CONSOLIDATED BALANCE SHEET AS AT MARCH 31, 2012

Schedule 1 : Fixed Assets

(In Rupees)

| Particulars | G R O S S B L O C K A T C O S T | | | D E P R E C I A T I O N | | | N E T B L O C K | |
|---|---------------------------------|------------------------|------------------------|-------------------------|---------------------|----------------------|---------------------|---------------------|
| | As on 01.04.2011 | Addition (Transfer) | Deletion (Transfer) | As on 31.03.2012 | As on 01.04.2011 | Rate for the year | As on 31.03.2012 | As on 31.03.2011 |
| Community Banking Programme | | | | | | | | |
| Freehold Land | 2,016,436 | - | - | 2,016,436 | - | - | 2,016,436 | 2,016,436 |
| Land & Building | 11,469,614 | 420,150 | - | 11,889,764 | 2,566,376 | 10 | 8,391,049 | 8,903,238 |
| Furniture and Fixtures | 1,056,309 | 29,559 | - | 1,085,868 | 578,202 | 10 | 456,899 | 478,107 |
| Office Equipments | 393,941 | 21,590 | - | 415,531 | 266,231 | 15 | 126,905 | 127,710 |
| Professional Equipments | 4,872,280 | 193,300 | - | 5,065,580 | 4,513,999 | 60 | 220,632 | 358,281 |
| Electrical Fittings | 360,137 | 12,330 | - | 372,467 | 248,134 | 10 | 111,899 | 112,003 |
| Vehicles | 5,486,225 | - | - | 5,486,225 | 3,503,354 | 15 | 1,685,440 | 1,982,871 |
| Staff Vehicles | 514,163 | 226,084 | 267,269 | 472,978 | - | - | 472,978 | 514,163 |
| Plant & Machinery | 1,304,686 | - | - | 1,304,686 | 618,332 | 15 | 583,401 | 686,354 |
| Total I | 27,473,791 | 903,013 | 267,269 | 28,109,535 | 12,294,628 | | 14,043,896 | 15,179,163 |
| Tank Fed Agriculture Programme | | | | | | | | |
| Freehold Land | 176,689 | - | - | 176,689 | - | - | 176,689 | 176,689 |
| Furniture and Fixtures | 685,935 | 25,100 | - | 711,035 | 331,125 | 10 | 341,919 | 354,810 |
| Office Equipments | 328,716 | 21,100 | - | 349,816 | 208,361 | 15 | 120,236 | 120,355 |
| Professional Equipments | 4,387,671 | 83,345 | - | 4,471,016 | 3,737,586 | 60 | 417,644 | 650,085 |
| Electrical Fittings | 194,381 | - | - | 194,381 | 118,507 | 10 | 68,286 | 75,874 |
| Staff Vehicles | 124,207 | 97,820 | 74,082 | 147,945 | - | - | 147,945 | 124,207 |
| Vehicles | 1,773,575 | - | - | 1,773,575 | 1,110,367 | 15 | 563,727 | 663,208 |
| Plant & Machinery | 1,323,300 | - | - | 1,323,300 | 1,165,387 | 15 | 134,226 | 157,913 |
| Total II | 8,994,474 | 227,365 | 74,082 | 9,147,757 | 6,671,333 | | 7,301,357 | 2,323,141 |
| Rainfed Agriculture Programme | | | | | | | | |
| Furniture and Fixtures | | 38,175 | - | 38,175 | | 10 | 3,818 | 34,357 |
| Office Equipments | | 22,035 | - | 22,035 | | 15 | 3,305 | 18,730 |
| Professional Equipments | | 512,959 | - | 512,959 | | 60 | 307,775 | 205,184 |
| Electrical Fittings | | 700 | - | 700 | | 10 | 70 | 630 |
| Total III | - | 573,869 | - | 573,869 | - | | 314,968 | 258,901 |
| Coastal Agriculture and Livelihood programme | | | | | | | | |
| Freehold Land | 6,977,521 | - | - | 6,977,521 | - | - | 6,977,521 | 6,977,521 |
| Land & Building | 22,007,184 | - | - | 22,007,184 | 7,313,416 | 10 | 13,224,391 | 14,693,768 |
| Furniture and Fixtures | 865,165 | 325,250 | - | 1,190,415 | 394,479 | 10 | 474,073 | 470,686 |
| Office Equipments | 837,169 | - | - | 837,169 | 451,689 | 15 | 509,511 | 385,480 |
| Professional Equipments | 6,172,915 | 170,600 | - | 6,343,515 | 5,949,063 | 60 | 618,574 | 223,852 |
| Electrical Fittings | 388,364 | 1,500 | - | 389,864 | 186,941 | 10 | 182,631 | 201,423 |
| Plant and Machinery | 11,291,517 | - | - | 11,291,517 | 4,357,122 | 15 | 5,397,281 | 6,934,395 |
| Vehicles | 5,703,756 | - | - | 5,703,756 | 3,640,486 | 15 | 1,753,779 | 2,063,270 |
| Total IV | 54,243,591 | 497,350 | - | 54,740,941 | 22,293,196 | | 25,506,602 | 31,950,395 |

DHAN (Development of Humane Action) Foundation

SCHEDULE TO CONSOLIDATED BALANCE SHEET AS AT MARCH 31, 2012

Schedule 1 : Fixed Assets (Contd...)

| Particulars | G R O S S B L O C K A T C O S T | | D E P R E C I A T I O N | | N E T B L O C K | | |
|---|---------------------------------|------------------------|-------------------------|---------------------|----------------------|---------------------|---------------------|
| | As on 01.04.2011 | Addition (Transfer) | Deletion (Transfer) | As on 01.04.2011 | Rate for the year | As on 31.03.2012 | As on 31.03.2011 |
| New Themes and Other Programmes | | | | | | | |
| Freehold Land | 2,470,674 | - | - | - | - | 2,470,674 | 2,470,674 |
| Building | 51,131,743 | 321,057 | - | 5,947,957 | 10 | 4,550,484 | 40,954,359 |
| Building work in Progress | - | - | - | - | - | - | 45,183,786 |
| Furniture and Fixtures | 1,808,913 | - | - | 826,913 | 10 | 98,200 | 883,800 |
| Office Equipments | 764,333 | - | - | 450,001 | 15 | 47,150 | 267,182 |
| Professional Equipments | 7,995,973 | 221,780 | - | 7,530,115 | 60 | 412,583 | 7,942,698 |
| Electrical Fittings | 532,543 | - | - | 532,543 | 10 | 22,202 | 275,055 |
| Vehicles | 2,121,431 | - | - | 310,520 | 10 | 332,722 | 199,821 |
| Staff Vehicles | 73,390 | - | 26,334 | 1,215,073 | 15 | 135,954 | 770,404 |
| Plant & Machinery | 2,270,971 | 861,750 | - | 578,346 | 15 | 383,156 | 47,056 |
| Total V | 69,169,971 | 1,404,587 | 26,334 | 16,858,925 | | 5,649,729 | 48,039,570 |
| Central Support System | | | | | | | |
| Freehold Land | 5,983,156 | - | - | - | - | - | 5,983,156 |
| Furniture and Fixtures | 218,347 | - | - | 123,055 | 10 | 9,529 | 85,763 |
| Office Equipments | 91,630 | - | - | 73,319 | 15 | 2,747 | 15,564 |
| Professional Equipments | 618,526 | - | - | 603,669 | 60 | 8,914 | 612,583 |
| Electrical Fittings | 84,924 | - | - | 84,924 | 10 | 2,115 | 5,943 |
| Vehicles | 1,764,313 | - | - | 63,780 | 15 | 194,186 | 19,029 |
| Staff Vehicles | 234,467 | 51,445 | 135,017 | 469,741 | 15 | 663,927 | 1,294,572 |
| Total VI | 8,995,363 | 51,445 | 135,017 | 1,333,564 | | 217,491 | 7,661,799 |
| Total (I+II+III+IV+V+VI) | 168,877,190 | 3,657,629 | 502,702 | 172,032,117 | | 11,774,886 | 109,425,544 |
| Office Building Funded from Own Corpus | | | | | | | |
| Free hold land | 2,094,344 | - | - | - | - | - | 2,094,344 |
| Building work in Progress | 12,958,249 | 17,091,924 | - | - | - | - | 12,958,249 |
| Total | 15,052,593 | 17,091,924 | - | 32,144,517 | | - | 32,144,517 |

B.T. Bangera

Chairman
B.T. Bangera

M.P. Vasimajai


Executive Director
M.P. Vasimajai

R.D. Thulasiraj

Treasurer
R.D. Thulasiraj

Madurai

Madurai
June 23, 2012



6 AUG 2012

DHAN (Development of Humane Action) Foundation

SCHEDULES TO CONSOLIDATED BALANCE SHEET

AS AT MARCH 31,

2012

2011

Schedule 2 : Investments

(In Rupees)

Ford Foundation Corpus Fixed Deposits :

| | | | |
|---|------------|------------|------------|
| Housing Development Financial Corporation | 9,700,000 | | 17,200,000 |
| REPCO Bank | 19,312,583 | | 17,500,000 |
| City Union Bank | 12,500,000 | | 5,000,000 |
| Pandiyam Grama Bank | 7,039,345 | | 6,657,422 |
| Canara Bank | 872,483 | 49,424,411 | 821,225 |

Sir Dorabji Tata Trust Corpus Fixed Deposits :

| | | | |
|--|------------|------------|------------|
| Govt. of India RBI bonds | 8,636,000 | | 8,636,000 |
| Post office - Kisan Vikas Patra Scheme | 7,500,000 | | 7,500,000 |
| REPCO Bank | 17,917,642 | | 17,060,775 |
| Pandian Grama Bank | 3,957,423 | 38,011,065 | 426,917 |

DHAN own/ Other Corpus Fixed Deposits:

| | | | |
|---------------------|-----------|-----------|-----------|
| City Union Bank | 1,050,617 | | 3,545,000 |
| Pandiyam Grama Bank | 2,805,673 | | 9,542,495 |
| REPCO Bank | 401,155 | | 1,824,522 |
| Canara Bank | - | 4,257,445 | 2,377,157 |

Community Risk Reserve & Other Funds Fixed Deposits:

| | | | |
|---|-----------|------------|-----------|
| Pandiyam Grama Bank | 8,229,091 | | 5,560,261 |
| City Union Bank | 3,233,288 | | - |
| Canara Bank | - | | 3,000,000 |
| Housing Development Financial Corporation | - | 11,462,379 | 5,716,235 |

Total

103,155,300

112,368,009

Schedule 3 : Bank Balances

| | | | |
|---------------------|--|-------------------|-------------------|
| In Savings accounts | | 18,652,850 | 22,664,279 |
| In Fixed Deposits | | 18,431,797 | 19,292,326 |
| Total | | 37,084,647 | 41,956,605 |

Schedule 4 : Loans and Advances

Advances Recoverable:

| | | | |
|----------------------------|--|------------------|-------------------|
| Project Advances to staff | | 339,082 | 180,229 |
| Deposits | | 1,504,844 | 1,933,034 |
| Other Advances Recoverable | | 7,840,558 | 14,270,784 |
| Total | | 9,684,484 | 16,384,047 |



Chairman
B.T. Bangera



Treasurer
R.D. Thulasiraj



Executive Director
M.P. Vasimalai

Madurai
June 23, 2012

6 AUG 2012



DHAN (Development of Humane Action) Foundation

SCHEDULES TO CONSOLIDATED BALANCE SHEET - AS AT MARCH 31, 2012

(In Rupees)

| Particulars | Opening Balance as on Apr 1, 2011 | Amounts not included in Income and Expenditure account Receipt / (Advance) | Appropriation from Income and expenditure a/c | Transferred to Building Corpus | Closing Balance as on Mar 31, 2012 |
|---|-----------------------------------|--|---|--------------------------------|------------------------------------|
| | | | | | |
| Schedule 5 : Corpus and Capital Fund | | | | | |
| Corpus Fund | | | | | |
| Ford Foundation | 45,608,871 | - | 3,595,318 | - | 46,382,301 |
| Sir Dorabji Tata Trust | 33,622,699 | - | 2,259,090 | - | 34,304,729 |
| DHAN Foundation Own | 20,783,819 | 1,500,000 | 10,980,601 | (17,091,924) | 14,520,079 |
| Tata DHAN Academy | 2,000,000 | - | 151,726 | - | 2,000,000 |
| DHAN Foundation Own Building Corpus | 15,052,593 | - | - | 17,091,924 | 32,144,517 |
| Total | 117,067,982 | 1,500,000 | 16,986,735 | (6,203,091) | 129,351,626 |
| Capital Fund | 18,918,777 | - | 1,995,864 | - | 20,914,641 |
| TOTAL | 135,986,759 | 1,500,000 | 16,986,735 | (4,207,227) | 150,266,267 |

Schedule 6 : Specified Fund

| | | | | | |
|--|-------------------|----------------|------------------|---------------------|-------------------|
| Donors' Account - Net | 30,655,915 | (2,647,711) | (25,059,314) | | 2,948,890 |
| Sir Ratan Tata Trust (SRTT) Revolving Fund | 376,000 | - | - | | 376,000 |
| Other Revolving fund returns | 5,400,331 | 3,167,720 | - | | 8,568,051 |
| Community Risk Reserve Fund | 10,621,957 | - | 4,147,385 | | 14,769,342 |
| Book Fund | 412,419 | - | - | | 412,419 |
| Vehicle Fund | 1,078,220 | - | 1,942,000 | (269,809) | 2,750,411 |
| TOTAL | 48,544,842 | 520,009 | 6,089,385 | (25,329,123) | 29,825,113 |

Less: Donors' account net balance included above

17,888,927

2,948,890

Add: Donors' account Surplus balances

51,775,622

26,876,223

Donors' account Deficit balances

21,119,707


33,169,837

TOTAL


69,664,549

60,046,060


Madurai
June 23, 2012




Chairman
B.T. Bangera



Treasurer
R.D. Thulasiraj



Executive Director
M.P. Vasimalai



APR 2012

DHAN (Development of Humane Action) Foundation
SCHEDULES TO CONSOLIDATED BALANCE SHEET

(In Rupees)

| AS AT MARCH 31, | 2012 | 2011 |
|---|------------------|------------------|
| Schedule 7 : Current Liabilities | | |
| Payables etc | 1,977,568 | 1,229,653 |
| Total | 1,977,568 | 1,229,653 |

SCHEDULES TO CONSOLIDATED INCOME AND EXPENDITURE ACCOUNT

| AS AT MARCH 31, | 2012 | 2011 |
|-----------------|------|------|
|-----------------|------|------|

Schedule 8 : Grants Received

From Foreign Agencies

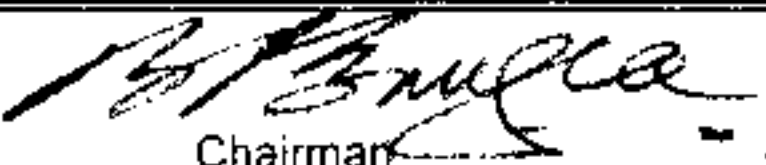
| | | |
|--|------------|------------|
| Oxfam Novib - The Netherlands | 25,031,717 | 11,088,190 |
| Rabobank Foundation, The Netherlands | 21,672,642 | 16,799,789 |
| HIVOS - The Netherlands | 21,103,800 | 29,335,324 |
| Population Service International - USA | 238,020 | 1,234,231 |
| International Labour Office - Switzerland | 2,693,840 | 6,586,260 |
| Karunai Illam Trust, Newzealand | 2,173,235 | 2,123,433 |
| Consortium of DEWATS dissemination Society | 105,600 | 319,500 |
| International Water Management Institute | 824,230 | 880,590 |
| HOPE international | 798,629 | 173,420 |
| Donations for Tank renovation works | 254,400 | 619,437 |
| New Zealand High Commission, New Delhi | 980,151 | 441,143 |
| Oxfam India | 2,500,000 | 44,528,479 |
| International Development Research Centre (IDRC) | 5,100,583 | 12,033,784 |
| Caritas, Switzerland | 3,718,700 | 5,500,446 |
| Ekal Vidyalaya Foundation of India | 823,000 | 2,000,000 |
| Green Foundation | 381,762 | 455,255 |
| Ford Foundation | 366,420 | - |
| Micropension Foundation | 4,805,750 | - |
| GIZ, New Delhi | 1,025,500 | - |
| Others | 49,500 | 1,090,862 |


From Indian Agencies

| | | |
|---|--------------------|--------------------|
| Hindustan Unilever Limited | 12,000,000 | 15,000,000 |
| Sir Dorabji Tata Trust | 5,000,000 | 6,000,000 |
| National Bank for Agriculture and Rural Development | 8,445,379 | 3,687,815 |
| Tamilnadu Pudhu Vaazhvu Project - GoTN | 4,202,607 | 2,595,685 |
| National Agricultural Innovation Project (NAIP), Govt. of India | 1,856,431 | 2,421,119 |
| ITC Rural Development Trust | 2,429,000 | 2,171,676 |
| State Planning Commission - GoTN | 200,000 | 807,945 |
| Jala Samvardhane Yojana Sangha - GoK | 3,467,101 | 1,197,854 |
| District Rural Development Agency -Tamil Nadu | 831,882 | 561,829 |
| DWMA / APCBTMP , Govt. of AP | 2,492,730 | 956,505 |
| National Institute of Rural Development | 3,027,810 | 862,327 |
| MAVIM, Govt of Maharashtra | 13,778,848 | 330,000 |
| FIMSUL | 762,350 | 190,000 |
| CAIM Project , Govt. of Maharashtra | 900,000 | 125,000 |
| Bharat Petroleum Corporation Limited | 11,609,233 | 586,000 |
| Navajbai Ratan Tata Trust | 1,446,500 | - |
| Coir Board - Govt. of India | 169,341 | - |
| Municipal Administration | 508,000 | - |
| UNDP New Delhi | 201,225 | - |
| Award - Jindal Foundation | 10,000,000 | - |
| Grants for Madurai Symposium | 2,147,755 | - |
| Others | 1,335,168 | 11,154,793 |
| Total | 181,458,839 | 183,858,691 |

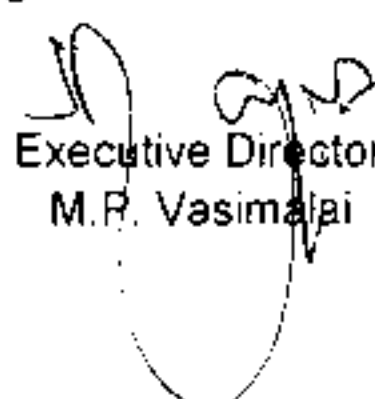
Schedule 9: Other Receipts

| | | |
|--|-------------------|-------------------|
| Interest from Investment of Corpus and other funds | 8,079,240 | 9,962,546 |
| Other Interest from Banks | 1,763,639 | 2,433,096 |
| Other Income | 1,597,900 | 2,507,620 |
| Donations | 2,936,402 | 19,500 |
| Total | 14,377,181 | 14,922,762 |


 Chairman
 B.T. Bangera


 Treasurer
 R.D. Thulasiraj

Madurai
 June 23, 2012


 Executive Director
 M.R. Vasimalai

6 AUG 2012



DHAN (Development of Humane Action) Foundation

SCHEDULES TO CONSOLIDATED INCOME AND EXPENDITURE ACCOUNT

| | AS AT MARCH 31, | 2012 | 2011 |
|---|-----------------|--------------------|------------------|
| | | (In Rupees) | |
| Schedule 10 : Appropriation of Excess of (Expenditure over income) / Income over Expenditure | | | |
| Excess of (Expenditure over Income) / Income over expenditure | | (6,460,230) | 8,072,900 |
| Transfer : | | | |
| From Investment income | | | |
| Ford Foundation Corpus Fund | | 3,595,318 | 2,442,961 |
| Sir Dorabji Tata Trust corpus Fund | | 2,259,090 | 2,417,278 |
| DHAN Foundation own Corpus Fund | | 980,601 | 4,094,681 |
| Tata Dhan Academy Corpus Fund | | 151,726 | 120,473 |
| Revolving Fund | | - | 593,787 |
| Community Risk Reserve Fund | | 974,519 | 293,366 |
| Community Risk Reserve Fund from Grant Income | | 3,172,866 | 2,500,000 |
| Vehicle Fund | | 1,942,000 | 876,732 |
| DHAN Corpus from Award Income | | 10,000,000 | 1,000,000 |
| Of Expenses to Corpus funds | | | |
| DHAN Foundation Own | | (1,652,417) | - |
| Sir Dorabji Tata Trust | | (1,577,060) | (1,505,075) |
| Ford Foundation | | (2,821,888) | (2,850,572) |
| Vehicle Fund | | (269,809) | (894,812) |
| Tata Dhan Academy Corpus fund | | (151,726) | (120,473) |
| Of Surplus / (Deficit) | | | |
| Capital Fund - Net Surplus | | 1,995,864 | 1,989,055 |
| Other Donors' - Net (Deficit) | | (25,059,314) | (2,884,501) |
| Total | | (6,460,230) | 8,072,900 |



Chairman
B.T. Bangera



Treasurer
R.D. Thulasiraj



Executive Director
M.P. Vasimalai

Madurai
June 23, 2012



6 AUG 2012

DHAN (Development of Humane Action) FOUNDATION

Schedules to Balance sheet & Income and Expenditure account - Consolidated - for the year ended March 31, 2012

Schedule 11: Notes on accounts

1. **The guiding principles that are fundamental to the Trust are:**
 - 1.1 High quality human resources will be engaged in grassroots work. The focus of the work will be on enabling rather than delivering through direct action.
 - 1.2 Value collaboration with mainstream institutions and government to demonstrate new and effective ways of development intervention and to build viable linkages between people and mainstream.
 - 1.3 Promoting people's organisations at various levels, with focus on one particular theme for sustainability.
 - 1.4 The strategy for growth is towards enriching the themes and retain subsectoral focus.
2. **In pursuance of its objects and based on the guiding principles set out in para 1 above the Trust:**
 - 2.1 Undertakes projects and facilitates government and private local institution sponsored projects for promotion, renovation and maintenance of irrigation systems, and of natural resources, by land treatment, watershed management, afforestation, waste land development and management and also housing/housing finance for the needy.
 - 2.2 Promotes women's mutual credit and savings groups, associations of such groups and federations of such associations to enhance the savings and borrowing power of the poor to promote income generation activities for their livelihood.
 - 2.3 Works with the poor through locally active groups, informal and otherwise, in the accomplishment of its objectives.
 - 2.4 Provides technical and management assistance to similar voluntary agencies, institutions, government departments and funding agencies involved in developmental work in India.
3. In the course of implementing the development projects the Trust facilitates the mobilisation of substantial resources from various rural development schemes of the government and banks and through participants' own contribution, which are directly channeled to the participants. These have no monetary impact on the accounts of the Trust. This is in keeping with the Trust's policy of progressively strengthening the capability of the weaker sections to deal effectively with development agencies and to manage development activities themselves. The administrative overheads incurred on account of the technical/managerial support extended are charged as expenditure of the Trust.

6 AUG 2012

4. In the case of informal savings and credit groups and other income generation activities flowing therefrom, the Trust provides inter alia revolving fund grants & interest free working capital loans, as per the mandate of the donors to the beneficiaries and the same are separately accounted for through the Balance Sheet, held in Trust and administered. All other grants (except corpus grants), including capital grants, are taken as revenue receipts of the Trust in the year of receipt.
5. The Trust follows cash basis of accounting.
6. Fixed assets are written off in the year of acquisition as expenditure in the income and expenditure account subject to Note 7 below.

However to present a more realistic picture of the value of assets appearing in the balance sheet, depreciation at the rates provided in the Income Tax Act, 1961 is being reduced from the cost of the fixed assets on the written down value method. Written down value of assets so arrived at is shown as contra on both the assets & liabilities side of the Balance sheet.

Where land and buildings are purchased for a consolidated consideration without break-up, depreciation has been provided on such consolidated amount.

No depreciation has however been provided on staff vehicles as they are deleted when transferred to the employees at cost on their repayment of the loan taken to acquire the vehicle.

Professional equipment includes computers, projectors, cameras etc., and have been depreciated at the rate applicable to computers.

7. Office building funded to the extent of Rs.3,21,44,517/- (including opening balance of Rs.1,50,52,593/-) from own corpus has been retained as a separate item in Schedule 1 to ensure the disclosure of the corpus and the corresponding utilization against it.
8. Fixed deposits of Rs. 1,57,990 (Previous year Rs 1,71,056) are under lien with Banks as 100% margin for the bank guarantees issued by them in favour of CAPART and Government of India.
9. Previous year's figures have been regrouped / reclassified wherever necessary.



Chairman
B.T. Bangera



Treasurer
R.D. Thulasiraj

Madurai
June 23, 2012



Executive Director
M.P. Vasimalai



2012

