

FORM NO. 10B

[See rule 17B]

Audit report under section 12A(b) of the Income-tax Act, 1961, in the case of charitable or religious trusts or institutions

We have examined the balance sheet of **DHAN(DEVELOPMENT OF HUMANE ACTION) FOUNDATION, IA,VAIDYAN ATHAPURAM EAST, KENNET ROAD CROSS, MADURAI 625016, TAMILNADU , AAATD2591B** [name and PAN of the trust or institution] as at **31/03/2014** and the Profit and loss account for the year ended on that date which are in agreement with the books of account maintained by the said trust or institution.

We have obtained all the information and explanations which to the best of **our** knowledge and belief were necessary for the purposes of the audit. In **our** opinion, proper books of account have been kept by the head office and the branches of the abovenamed **trust** visited by **us** so far as appears from **our** examination of the books, and proper Returns adequate for the purposes of audit have been received from branches not visited by **us** , subject to the comments given below:

Non confirmation of balances of certain bank balances, loans and advances, donor balances and payables

In **our** opinion and to the best of **our** information, and according to information given to **us** , the said accounts give a true and fair view-

(i) in the case of the balance sheet, of the state of affairs of the above named **trust** as at **31/03/2014** and

(ii) in the case of the profit and loss account, of the profit or loss of its accounting year ending on **31/03/2014**

The prescribed particulars are annexed hereto.

Place **BANGALORE**

Date **15/09/2014**

Name

Membership Number

FRN (Firm Registration Number)

Address

K. SHESHADRI

020956

4191S

**SUNANDA & SHESH
ADRI, Chartered Acco
untants, Tridipa, Grou
nd Floor, 46/2, 1 Cros
s, Someshwarapura E
xtn, Ulsoor, Bangalor
e 560008**

ANNEXURE

Statement of particulars

I. APPLICATION OF INCOME FOR CHARITABLE OR RELIGIOUS PURPOSES

1.	Amount of income of the previous year applied to charitable or religious purposes in India during that year (₹)	222610412
2.	Whether the trust has exercised the option under clause (2) of the Explanation to section 11(1) ? If so, the details of the amount of income deemed to have been applied to charitable or religious purposes in India during the previous year (₹)	No
3.	Amount of income accumulated or set apart for application to charitable or religious purposes, to the extent it does not exceed 15 per cent of the income derived from property held under trust wholly for such purposes. (₹)	Yes 13474989
4.	Amount of income eligible for exemption under section 11(1)(c) (Give details)	No
5.	Amount of income, in addition to the amount referred to in item 3 above, accumulated or set apart for specified purposes under section 11(2) (₹)	0
6.	Whether the amount of income mentioned in item 5 above has been invested or deposited in the manner laid down in section 11(2)(b) ? If so, the details thereof.	Not Applicable
7.	Whether any part of the income in respect of which an option was exercised under clause (2) of the Explanation to section 11(1) in any earlier year is deemed to be income of the previous year under section 11(1B) ? If so, the details thereof (₹)	Not Applicable
8.	Whether, during the previous year, any part of income accumulated or set apart for specified purposes under section 11(2) in any earlier year-	



(Signature)

(a)	has been applied for purposes other than charitable or religious purposes or has ceased to be accumulated or set apart for application thereto, or	No
(b)	has ceased to remain invested in any security referred to in section 11(2)(b)(i) or deposited in any account referred to in section 11(2)(b)(ii) or section 11(2)(b)(iii), or	No
(c)	has not been utilised for purposes for which it was accumulated or set apart during the period for which it was to be accumulated or set apart, or in the year immediately following the expiry thereof? If so, the details thereof	No

II. APPLICATION OR USE OF INCOME OR PROPERTY FOR THE BENEFIT OF PERSONS REFERRED TO IN SECTION 13(3)

1.	Whether any part of the income or property of the trust was lent, or continues to be lent, in the previous year to any person referred to in section 13(3) (hereinafter referred to in this Annexure as such person)? If so, give details of the amount, rate of interest charged and the nature of security, if any.	No
2.	Whether any land, building or other property of the trust was made, or continued to be made, available for the use of any such person during the previous year? If so, give details of the property and the amount of rent or compensation charged, if any.	No
3.	Whether any payment was made to any such person during the previous year by way of salary, allowance or otherwise? If so, give details	Yes
	Details	Amount(₹)
	M.P.Vasimalai, Executive Director - Remuneration and Other benefits	656642
	M. Palaniswamy, Employee - Trustee - Remuneration and Other benefits	500500
4.	Whether the services of the trust were made available to any such person during the previous year? If so, give details thereof together with remuneration or compensation received, if any	No
5.	Whether any share, security or other property was purchased by or on behalf of the trust during the previous year from any such person? If so, give details thereof together with the consideration paid	No
6.	Whether any share, security or other property was sold by or on behalf of the trust during the previous year to any such person? If so, give details thereof together with the consideration received	No
7.	Whether any income or property of the trust was diverted during the previous year in favour of any such person? If so, give details thereof together with the amount of income or value of property so diverted	No
8.	Whether the income or property of the trust was used or applied during the previous year for the benefit of any such person in any other manner? If so, give details	No

III. INVESTMENTS HELD AT ANY TIME DURING THE PREVIOUS YEAR(S) IN CONCERNS IN WHICH PERSONS REFERRED TO IN SECTION 13(3) HAVE A SUBSTANTIAL INTEREST

S. No	Name and address of the concern	Where the concern is a company, number and class of shares held	Nominal value of the investment(₹)	Income from the investment(₹)	Whether the amount in col. 4 exceeded 5 per cent of the capital of the concern during the previous year-say, Yes/No
			0	0	
	Total		0	0	

Place **BANGALORE**
Date **15/09/2014**

Seshadr

Name **K. SHESHADRI**
Membership Number **020956**
FRN (Firm Registration Number) **4191S**
Address **SUNANDA & SHESHADRI, Chartered Accountants, Tridipa, Ground Floor, 46/2, 1 Cross, Someshwarapura Extension, Ulsoor, Bangalore 560008.**



DHAN (Development of Humane Action) Foundation


CONSOLIDATED BALANCE SHEET

	AS AT	March 31, 2014	March 31, 2013
	Schedule	(In Rupees)	
ASSETS			
FIXED ASSETS			
Written off as per contra	1	9,63,42,394	9,77,65,895
Land and Building funded from DHAN Corpus	1	5,60,68,848	5,62,95,685
INVESTMENTS	2	10,54,34,433	9,92,51,372
CURRENT ASSETS, LOANS AND ADVANCES			
Bank Balances	3	2,65,82,783	2,22,05,441
Loans and Advances	4	1,29,04,410	83,90,821
SPECIFIED FUNDS	6	2,74,45,745	4,52,24,673
Total		32,47,78,613	32,91,33,887
LIABILITIES			
CORPUS AND CAPITAL FUND	5	15,31,81,587	15,20,56,504
SPECIFIED FUNDS	6	6,35,40,323	6,79,46,182
CURRENT LIABILITIES	7	1,17,14,309	1,13,65,306
FIXED ASSETS WRITTEN OFF AS PER CONTRA	1	9,63,42,394	9,77,65,895
Total		32,47,78,613	32,91,33,887
Notes on Accounts	11		


Schedules 1 to 7 & 11 form an integral part of the Balance sheet



Chairman
B.T. Bangera




Treasurer
R.D. Thulasiraj



Executive Director
M.P. Vasimalai

Madurai
September 13, 2014

As per our Report of even date
For Sunanda & Sheshadri
Chartered Accountants
Firm Registration No. 4191S



K. SHESHADRI
Partner
Membership No. 20956





15 SEP 2014


DHAN (Development of Humane Action) Foundation
CONSOLIDATED INCOME AND EXPENDITURE ACCOUNT

		FOR THE YEAR ENDED	
		March 31, 2014	March 31, 2013
		Schedupees)	(In Rupees)
INCOME :			
Grants Received	8	21,49,22,688	17,42,70,913
Other Receipts	9	2,11,62,713	1,66,36,854
Total		23,60,85,401	19,09,07,767
EXPENDITURE :			
Community Banking Programme			
Programme Implementation		5,68,91,736	5,21,40,525
Capital Expenditure	1	4,84,246	6,82,187
Tank fed Agriculture Programme			
Programme Implementation		5,05,43,808	5,04,38,762
Capital Expenditure	1	2,16,911	1,81,655
Rainfed Agriculture Programme			
Programme Implementation		4,46,94,849	2,76,54,986
Capital Expenditure	1	19,80,151	11,26,315
Coastal Agriculture and Livelihood programme			
Programme Implementation		1,13,12,957	1,41,76,051
Capital Expenditure	1	1,04,700	-
New Themes and Other Programmes			
Programme Implementation		3,26,04,455	3,50,45,740
Capital Expenditure	1	44,04,499	60,00,921
Central Support System			
Programme Implementation		1,00,77,979	1,17,68,367
Capital Expenditure	1	35,23,790	7,09,626
Excess of Income over Expenditure / (Expenditure over Income)		1,92,45,320	(90,17,368)
Total		23,60,85,401	19,09,07,767
Appropriation of Excess of Income over Expenditure / (Expenditure over Income)		10	1,92,45,320 (90,17,368)

Schedules 1 & 8 to 11 form an integral part of the Income and Expenditure account



Chairman
B.T. Bangera



Treasurer
R.D. Thulasiraj


Executive Director
M.P. Vasimalai

Madurai
September 13, 2014

As per our Report of even date
For Sunanda & Sheshadri
Chartered Accountants
Firm Registration No. 4191S


K. SHESHADRI
Partner
Membership No. 20956



15 SEP 2014

DHAN (Development of Humane Action) Foundation
SCHEDULE TO CONSOLIDATED BALANCE SHEET AS AT MARCH 31, 2014

Schedule 1 : Fixed Assets

(In Rupees)

Particulars	G R O S S B L O C K A T C O S T			D E P R E C I A T I O N			N E T B L O C K		
	As on 01.04.2013	Addition (Transfer)	Deletion (Transfer)	As on 31.03.2014	As on 01.04.2013	Rate for the year	Withdrawn on deletion	As on 31.03.2014	As on 31.03.2013
Community Banking Programme									
Freehold Land	6,58,021	-	-	6,58,021	-	-	-	6,58,021	6,58,021
Land & Building	1,32,48,179	-	-	1,32,48,179	43,37,820	10	16,39,960	72,70,399	89,10,359
Furniture and Fixtures	15,52,675	19,753	-	15,72,428	7,21,340	10	85,109	7,65,979	8,31,335
Office Equipments	4,27,456	10,181	-	4,37,637	3,09,451	15	19,228	1,08,958	1,18,005
Professional Equipments	50,68,955	4,45,000	-	55,13,955	49,79,353	60	3,20,761	2,13,841	89,602
Electrical Fittings	4,22,751	9,312	-	4,32,063	2,76,787	10	15,528	1,39,748	1,45,964
Vehicles	54,86,225	-	3,75,000	51,11,225	40,53,601	15	2,14,893	11,84,973	14,32,624
Staff Vehicles	3,26,029	-	3,26,029	-	-	-	-	-	3,26,029
Plant & Machinery	13,04,686	-	-	13,04,686	8,08,795	15	74,384	4,21,507	4,95,891
Total I	2,84,94,977	4,84,246	7,01,029	2,82,78,194	1,54,87,147	15	23,69,863	1,07,63,426	1,30,07,830

Tank Fed Agriculture Programme

Freehold Land	1,76,689	-	-	1,76,689	-	-	-	1,76,689	1,76,689
Furniture and Fixtures	7,70,803	61,968	-	8,32,771	4,09,285	10	42,349	4,51,634	3,81,137
Office Equipments	3,49,816	82,489	-	4,32,305	2,47,616	15	27,703	2,75,319	1,56,986
Professional Equipments	45,29,094	-	-	45,29,094	43,88,514	60	84,348	44,72,862	56,232
Electrical Fittings	2,02,031	8,900	-	2,10,931	1,33,689	10	7,724	1,41,413	69,518
Staff Vehicles	1,53,979	63,554	1,04,893	1,12,640	-	-	-	1,12,640	1,53,979
Vehicles	17,73,575	-	-	17,73,575	12,94,407	15	71,875	13,66,282	4,79,168
Plant & Machinery	13,23,300	-	-	13,23,300	12,09,208	15	17,114	12,26,322	1,14,092
Total II	92,79,287	2,16,911	1,04,893	93,91,305	76,82,719	15	2,51,113	79,33,832	15,96,568

Rainfed Agriculture Programme

Furniture and Fixtures	70,135	29,558	-	99,693	10,450	10	8,924	19,374	80,319	59,685
Office Equipments	36,535	39,705	-	76,240	8,290	15	10,193	18,483	57,757	28,245
Professional Equipments	9,98,909	4,51,985	-	14,50,894	7,22,455	60	4,37,063	11,59,518	2,91,376	2,76,454
Electrical Fittings	7,605	4,150	-	11,755	824	10	1,093	1,917	9,838	6,781
Plant & Machinery	5,87,000	14,54,753	-	20,41,753	88,050	15	2,93,055	3,81,105	16,60,648	4,98,950
Total III	17,00,184	19,80,151	-	36,80,335	8,30,069	15	7,50,328	15,80,397	20,99,938	8,70,115

Coastal Agriculture and Livelihood programme

Freehold Land	69,77,521	-	-	69,77,521	-	-	-	69,77,521	69,77,521
Land & Building	2,20,07,184	-	-	2,20,07,184	1,01,05,232	10	11,90,195	1,12,95,427	1,19,01,952
Furniture and Fixtures	11,90,415	-	-	11,90,415	5,45,707	10	64,471	6,10,178	5,80,237
Office Equipments	8,37,169	47,950	-	8,85,119	5,58,660	15	48,969	6,07,629	2,78,509
Professional Equipments	63,43,515	56,750	-	64,00,265	62,80,403	60	71,917	63,52,320	63,112
Electrical Fittings	3,89,864	-	-	3,89,864	2,25,496	10	16,437	2,41,933	1,64,368
Plant and Machinery	1,12,91,517	-	-	1,12,91,517	62,81,416	15	7,51,515	70,32,931	42,58,586
Vehicles	57,03,756	-	7,64,200	49,39,556	42,13,044	15	2,23,607	38,80,687	10,58,869
Total IV	5,47,40,941	1,04,700	7,64,200	5,40,81,441	2,82,09,958	15	23,67,111	3,00,21,105	2,40,60,336



15 SEP 2014

DHAN (Development of Humane Action) Foundation

SCHEDULE TO CONSOLIDATED BALANCE SHEET AS AT MARCH 31, 2014

Schedule 1 : Fixed Assets (Contd...)

Particulars	G R O S S B L O C K A T C O S T			D E P R E C I A T I O N			N E T B L O C K	
	As on 01.04.2013	Addition (Transfer)	As on 31.03.2014	Rate	for the year	Withdrawn on deletion	As on 31.03.2014	As on 31.03.2013
New Themes and Other Programmes								
Freehold Land	24,70,674	-	24,70,674	-	-	-	24,70,674	24,70,674
Building	5,42,79,800	1,78,929	5,44,58,729	10	39,58,215	1,88,34,792	3,56,23,937	3,94,03,223
Building work in Progress	-	39,27,449	39,27,449	-	-	-	39,27,449	-
Furniture and Fixtures	20,22,036	-	20,22,036	10	98,723	11,33,528	8,88,508	9,87,231
Office Equipments	7,94,833	-	7,94,833	15	37,955	5,79,759	2,15,074	2,53,029
Professional Equipments	90,10,080	2,32,988	92,43,068	60	3,95,964	89,79,091	2,63,977	4,26,953
Electrical Fittings	5,68,333	65,133	6,33,466	10	27,718	3,84,001	2,49,465	2,12,050
Vehicles	21,21,431	-	21,21,431	15	98,226	15,64,814	5,56,617	6,54,843
Staff Vehicles	51,445	-	51,445	-	-	-	51,445	51,445
Plant & Machinery	52,34,902	-	52,34,902	15	5,44,858	21,47,370	30,87,532	36,32,390
Total V	7,65,53,534	44,04,499	8,09,58,033		51,61,659	-	4,73,34,678	4,80,91,838

Central Support System								
Freehold Land	59,83,156	-	59,83,156	-	-	-	59,83,156	59,83,156
Building	-	31,96,147	31,96,147	10	3,19,615	-	28,76,532	-
Furniture and Fixtures	2,47,007	1,38,340	3,85,347	10	24,132	-	1,68,158	1,02,981
Office Equipments	1,60,940	-	1,60,940	15	10,821	-	61,322	72,143
Professional Equipments	6,22,176	11,600	6,33,776	60	9,263	-	6,27,602	3,837
Electrical Fittings	6,25,084	1,13,500	7,38,584	10	61,678	-	1,83,492	5,03,270
Vehicles	17,64,313	-	17,64,313	15	1,40,299	-	9,69,284	9,35,328
Staff Vehicles	67,846	64,203	1,32,049	-	-	-	1,32,049	67,846
Total VI	94,70,522	35,23,790	1,29,94,312		5,65,808	-	1,06,26,543	76,68,561
Total (I+II+III+IV+V+VI)	18,02,39,445	1,07,14,297	18,93,83,620		1,14,65,882	8,98,206	9,63,42,394	9,77,65,895

Office Building Funded from Own Corpus								
Free hold land	20,94,344	-	20,94,344	-	-	-	20,94,344	20,94,344
Building	5,42,01,341	57,70,331	5,99,71,672	10	59,97,168	-	5,39,74,504	5,42,01,341
Total	5,62,95,685	57,70,331	6,20,66,016	10	59,97,168	-	5,60,68,848	5,62,95,685

[Signature]
Treasurer
R.D. Thulasiraj

[Signature]
Chairman
B.T. Bangera

[Signature]
Executive Director
M.P. Vasimalai



Madurai
September 13, 2014


15 SEP 2014


DHAN (Development of Humane Action) Foundation

SCHEDULES TO CONSOLIDATED BALANCE SHEET

AS AT	March 31, 2014	March 31, 2013
<i>(In Rupees)</i>		
Schedule 2 : Investments		
Ford Foundation Corpus Fixed Deposits :		
Housing Development Financial Corporation	97,00,000	97,00,000
REPCO Bank	1,87,01,227	1,81,53,282
City Union Bank	1,25,43,151	1,25,00,000
Pandiyan Grama Bank	84,38,541	77,38,459
Canara Bank	10,22,430	9,43,537
	5,04,05,349	
Sir Dorabji Tata Trust Corpus Fixed Deposits :		
Post office - Kisan Vikas Patra Scheme	-	75,00,000
Fixed Deposit with REPCO Bank	2,08,19,998	1,99,69,542
Fixed Deposit with Pandian Grama Bank	1,05,26,529	4,79,417
Fixed Deposit with City Union Bank	98,08,072	88,63,990
	4,11,54,599	
DHAN own/ Other Corpus Fixed Deposits:		
Pandiyan Grama Bank		15,00,000
		15,00,000
Community Risk Reserve & Other Funds Fixed Deposits:		
Pandiyan Grama Bank	91,41,197	86,69,857
City Union Bank	32,33,288	32,33,288
	1,23,74,485	
Total	10,54,34,433	9,92,51,372
Schedule 3 : Bank Balances		
In Savings accounts	2,26,48,153	1,83,02,973
In Fixed Deposits	39,34,630	39,02,468
Total	2,65,82,783	2,22,05,441
Schedule 4 : Loans and Advances		
Advances Recoverable:		
Project Advances to staff	13,54,097	9,21,010
Deposits	12,29,700	13,59,400
Other Advances Recoverable	1,03,20,613	61,10,411
Total	1,29,04,410	83,90,821


Chairman
B.T. Bangera


Treasurer
R.D. Thulasiraj


Executive Director
M.P. Vasimalai





15 SEP 2014

DHAN (Development of Humane Action) Foundation

SCHEDULES TO CONSOLIDATED BALANCE SHEET - AS AT MARCH 31, 2014

(In Rupees)

Particulars	Opening Balance as on Apr 1, 2013	Amounts not included in Income and Expenditure account Receipt / Transfer	Appropriation from Income and expenditure a/c		Transfers / Depreciation for the year (contra) Schedule-1	Closing Balance as on Mar 31, 2014
			Income	Surplus / (Expenses)		
Schedule 5 : Corpus and Capital Fund						
Corpus Fund						
Ford Foundation	5,00,69,444	-	30,54,823	(36,60,816)	-	4,94,63,451
Sir Dorabji Tata Trust	3,48,34,425	-	93,41,650	(20,55,160)	-	4,21,20,915
DHAN Foundation Own	-	12,50,000	-	-	-	12,50,000
Tata DHAN Academy	20,00,000	-	60,000	(60,000)	-	20,00,000
DHAN Foundation Own Building Corpus	5,62,95,685	57,70,331	-	-	(59,97,168)	5,60,68,848
Total	14,31,99,554	70,20,331	1,24,56,473	(57,75,976)	(59,97,168)	15,09,03,214
Capital Fund	88,56,950	-	-	(65,78,577)	-	22,78,373
TOTAL	15,20,56,504	70,20,331	1,24,56,473	(1,23,54,553)	-	15,31,81,587

Schedule 6 : Specified Fund

Donors' Account - Net	(89,32,518)	-	-	2,12,14,132	-	1,22,81,614
Sir Ratan Tata Trust (SRTT) Revolving Fund	3,76,000	-	-	-	-	3,76,000
Other Revolving fund returns	91,18,850	-	-	-	(57,70,331)	33,48,519
Community Risk Reserve Fund	1,83,50,981	-	8,71,460	(7,54,379)	-	1,84,68,062
Book Fund	4,12,419	-	-	(4,12,419)	-	-
Vehicle Fund	33,95,777	-	3,33,000	(21,08,394)	-	16,20,383
TOTAL	2,27,21,509	-	12,04,460	1,79,38,940	(57,70,331)	3,60,94,578

Less: Donors' account net balance included above

1,22,81,614

Add: Donors' account Surplus balances

2,38,12,964


Donors' account Deficit balances

3,97,27,359


TOTAL

6,35,40,323

Madurai
September 13, 2014


Chairman
B.T. Bangera


Treasurer
R.D. Thulasiraj


Executive Director
M.P. Vasimalai

15 SEP 2014



DHAN (Development of Humane Action) Foundation
SCHEDULES TO CONSOLIDATED BALANCE SHEET

(In Rupees)

	AS AT	March 31, 2014	March 31, 2013
Schedule 7 : Current Liabilities			
Cash Credit - Pandyan Grama Bank		45,74,173	31,91,101
Demand Loan - Pandyan Grama Bank		50,00,000	-
Payables etc		21,40,136	81,74,205
Total		1,17,14,309	1,13,65,306

SCHEDULES TO CONSOLIDATED INCOME AND EXPENDITURE ACCOUNT


	AS AT	March 31, 2014	March 31, 2013
Schedule 8 : Grants Received			
From Foreign Agencies			
Rabobank Foundation, The Netherlands		2,92,04,497	2,78,71,166
HIVOS, The Netherlands		66,15,850	1,42,68,872
Stichting Duurzame Micro Pensioenen, The Netherlands		1,16,28,493	1,02,16,544
International Development Research Centre (IDRC)		4,29,89,474	1,65,04,368
Caritas, Switzerland		82,37,202	58,02,800
Karunai Illam Trust, New Zealand		43,98,817	29,72,829
Consortium of DEWATS Dissemination Society		1,44,000	2,83,296
GIZ, New Delhi		28,44,364	10,25,500
HOPE international		2,59,490	6,52,370
Delegation of the European Union of India		78,29,477	59,26,750
HIVOS, Agricultural Biodiversity Community		15,86,082	-
Water.org, USA		76,81,080	-
Bill & Melinda Gates Foundation, USA		31,98,519	-
New Zealand High Commission, India		6,50,000	-
Achmea Re Insurance, The Netherlands		12,25,348	-
Institute for Social ENT in Asia		5,89,360	-
India Water Partnership, India		3,47,710	-
Institute Water Management of India		45,958	-
University College of London, UK		10,19,382	-
Arab Gulf Programme for Development (AGFUND)		84,15,428	-
Bioversity International		7,83,644	-
Hugine Rallapalli Foundation (HRF)		6,12,500	-
Atkins, United Kingdom		8,39,012	-
TAI-Voluntary Health Services, India		13,97,160	-
Focus India Forum, Singapore		4,00,000	-
Others		2,66,598	37,11,653
	c/f	14,32,09,445	8,92,36,148


Chairman

B.T. Bangera

Madurai
September 13, 2014


Treasurer
R.D. Thulasiraj


Executive Director
M.P. Vasimalai




15 SEP 2014


DHAN (Development of Humane Action) Foundation
SCHEDULES TO CONSOLIDATED INCOME AND EXPENDITURE ACCOUNT

(In Rupees)

	AS AT	March 31, 2014	March 31, 2013
Schedule 8 : Grants Received (contd...)			
	b/f	14,32,09,445	8,92,36,148
From Indian Agencies			
Hindustan Unilever Limited		1,00,00,000	1,30,00,000
National Bank for Agriculture and Rural Development		86,45,990	52,82,800
Sir Ratan Tata Trust		2,50,000	-
Navajbai Ratan Tata Trust		21,70,500	7,23,500
Tamilnadu Pudhu Vaazhvu Project - GoTN		22,47,203	1,14,67,270
National Agricultural Innovation Project (NAIP), Govt. of India		5,23,000	3,40,603
ITC Rural Development Trust	36,79,000		
Less: Unspent Grant returned to the Donor	24,256	36,54,744	33,96,000
DWMA / APCBTMP , Govt. of AP		5,39,730	80,36,597
MAVIM; Govt of Maharashtra		1,93,01,500	2,14,34,822
CAIM Project , Govt. of Maharashtra		89,00,776	16,27,100
Bharat Petroleum Corporation Limited		32,00,000	10,93,846
Coir Board		1,80,000	-
TAI-VHS		2,10,000	-
Madras Atomic Power Station		4,43,500	4,65,000
Madurai Corporation		4,53,686	-
Nuclear Power Corporation India Limited		14,77,897	19,19,704
Salem District Disability Dept		16,34,959	8,86,950
Integrated Water Development Prog. (IWMP) DWMA GoAP.		34,38,100	-
India Water Partnership		2,14,753	-
DHDR Ramnad District		2,24,560	-
Department of Environment, Chennai		8,00,000	-
Mohta Charitable Trust		5,00,000	-
Chicago Balaji Temple Trust		19,050	9,85,000
Department of Agriculture, Beed		2,22,750	-
Tamilnadu Cooperative Union		2,29,927	-
Sarda Group of Companies, Mumbai		7,51,000	-
Others		14,79,618	1,43,75,573
Subtotal		7,17,13,243	8,50,34,765
Total		21,49,22,688	17,42,70,913
Schedule 9: Other Receipts			
Interest from Investment of Corpus and other funds		1,32,35,734	95,32,529
Other Interest from Banks		23,97,982	24,66,550
Other Income		46,14,047	24,81,282
Donations		9,14,950	21,56,493
Total		2,11,62,713	1,66,36,854


Chairman
B.T. Bangera


Treasurer
R.D. Thulasiraj


Executive Director
M.P. Vasimalai

Madurai
September 13, 2014


15 SEP 2014




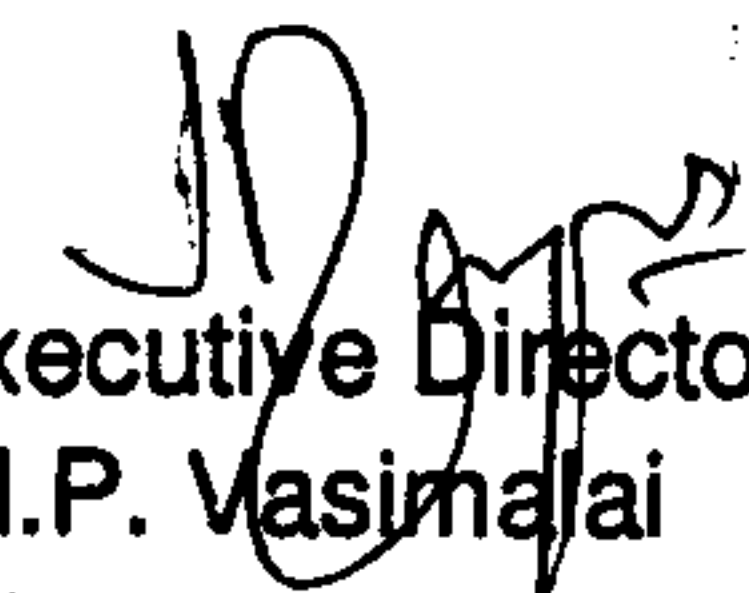
DHAN (Development of Humane Action) Foundation

SCHEDULES TO CONSOLIDATED INCOME AND EXPENDITURE ACCOUNT

AS AT	March 31, 2014	March 31, 2013
	(In Rupees)	
Schedule 10 : Appropriation of Excess of Income over Expenditure / (Expenditure over Income)		
Excess of Income over Expenditure (Expenditure over Income)	<u>1,92,45,320</u>	<u>(90,17,368)</u>
Transfer :		
From Investment Income		
Ford Foundation Corpus Fund	30,54,823	63,43,050
Sir Dorabji Tata Trust corpus Fund	93,41,650	23,51,258
DHAN Foundation own Corpus Fund	-	6,18,358
Tata Dhan Academy Corpus Fund	60,000	1,20,000
Revolving Fund		
Community Risk Reserve Fund	8,71,460	8,39,505
Community Risk Reserve Fund from Grant Income	-	31,15,000
Vehicle Fund	3,33,000	9,60,198
DHAN Corpus from other Income	-	72,31,335
Of Expenses to Corpus funds		
DHAN Foundation Own	-	(14,68,604)
Sir Dorabji Tata Trust	(20,55,160)	(18,21,562)
Ford Foundation	(36,60,816)	(26,55,907)
Community Risk Reserve Fund	(7,54,379)	
Book Fund	(4,12,419)	
Vehicle Fund	(21,08,394)	(3,14,832)
Tata Dhan Academy Corpus fund	(60,000)	(1,20,000)
Of Surplus / (Deficit)		
Capital Fund - Net (Deficit)	(65,78,577)	(1,20,57,692)
Donor's account - Surplus / (Deficit)	2,12,14,132	(1,21,57,475)
Total	<u>1,92,45,320</u>	<u>(90,17,368)</u>


Chairman
B.T. Bangera


Treasurer
R.D. Thulasiraj


Executive Director
M.P. Vasimalai



Madurai
September 13, 2014

15 SEP 2014



DHAN (Development of Humane Action) FOUNDATION

Schedules to Balance sheet & Income and Expenditure account - Consolidated - for the year ended March 31, 2014

Schedule 11: Notes on accounts

- 1. The guiding principles that are fundamental to the Trust are:**
 - 1.1 High quality human resources will be engaged in grassroots work. The focus of the work will be on enabling rather than delivering through direct action.
 - 1.2 Value collaboration with mainstream institutions and government to demonstrate new and effective ways of development intervention and to build viable linkages between people and mainstream.
 - 1.3 Promoting people's organisations at various levels, with focus on one particular theme for sustainability.
 - 1.4 The strategy for growth is towards enriching the themes and retain subsectoral focus.
- 2. In pursuance of its objects and based on the guiding principles set out in para 1 above the Trust:**
 - 2.1 Undertakes projects and facilitates government and private local institution sponsored projects for promotion, renovation and maintenance of irrigation systems, and of natural resources, by land treatment, watershed management, afforestation, waste land development and management and also housing/housing finance for the needy.
 - 2.2 Promotes women's mutual credit and savings groups, associations of such groups and federations of such associations to enhance the savings and borrowing power of the poor to promote income generation activities for their livelihood.
 - 2.3 Works with the poor through locally active groups, informal and otherwise, in the accomplishment of its objectives.
 - 2.4 Provides technical and management assistance to similar voluntary agencies, institutions, government departments and funding agencies involved in developmental work in India. The reimbursement of cost/services are accounted under the head Techno Managerial service receipts & other receipts.
- 3. In the course of implementing the development projects the Trust facilitates the mobilisation of substantial resources from various rural development schemes of the government and banks and through participants' own contribution, which are directly channeled to the participants. These have no monetary impact on the accounts of the Trust. This is in keeping with the Trust's policy of progressively strengthening the capability of the weaker sections to deal effectively with development agencies and to manage development activities themselves. The administrative overheads incurred on account of the technical/managerial support extended are charged as expenditure of the Trust.**



15 SEP 2014



4. In the case of informal savings and credit groups and other income generation activities flowing therefrom, the Trust provides inter alia revolving fund grants & interest free working capital loans, as per the mandate of the donors to the beneficiaries and the same are separately accounted for through the Balance Sheet, held in Trust and administered. All other grants (except corpus grants), including capital grants, are taken as revenue receipts of the Trust in the year of receipt.
5. The Trust follows cash basis of accounting.
6. Fixed assets are written off in the year of acquisition as expenditure in the income and expenditure account.

However to present a more realistic picture of the value of assets appearing in the balance sheet, depreciation at the rates provided in the Income Tax Act, 1961 is being reduced from the cost of the fixed assets on the written down value method. Written down value of assets so arrived at is shown as contra on both the assets & liabilities side of the Balance sheet.

Where land and buildings are purchased for a consolidated consideration without break-up, depreciation has been provided on such consolidated amount.

No depreciation has however been provided on staff vehicles as they are deleted when transferred to the employees at cost on their repayment of the loan taken to acquire the vehicle.

Professional equipment includes computers, projectors, cameras etc., and have been depreciated at the rate applicable to computers.

7. Office Land & Building funded to the extent of (Gross Block) Rs. 6,20,66,016/- (including opening balance of Rs. 5,62,95,685) from own corpus and depreciation thereon (see note 6 above) has been retained as a separate item in Schedule 1 and 5 to ensure the disclosure of the corpus and the corresponding utilisation against it.
8. Fixed deposits of Rs. 173,543 (Previous year Rs 2,07,990) are under lien with Banks as margin for the bank guarantees issued by them in favour of CAPART and Government of India.

Fixed deposits with Pandyan Grama Bank of Rs. 75,99,863 (previous year Rs NIL) are under lien towards Cash Credit from the said bank.

Fixed deposit of Rs Rs 51,82,544/- (Previous year 64,70,895) with Pandyan Grama Bank is under lien towards Demand Loan from the said bank.

10. Previous year's figures have been regrouped / reclassified wherever necessary.


Chairman


Treasurer


Executive Director



Madurai
September 13, 2014

[15 SEP 2014]

