

Audit report under section 12A(b) of the Income-tax Act, 1961, in the case of charitable or religious trusts or institutions

We have examined the balance sheet of **DHAN (Development of Humane Action) Foundation, 1A, VAIDYANATHAPURAM E AST, KENNET ROAD CROSS, MADURAI 625016, TAMILNADU , AAATD2591B** [name and PAN of the trust or institution] as at **31/03/2015** and the Profit and loss account for the year ended on that date which are in agreement with the books of account maintained by the said trust or institution.

We have obtained all the information and explanations which to the best of **our** knowledge and belief were necessary for the purposes of the audit. In **our** opinion, proper books of account have been kept by the head office and the branches of the abovenamed **trust** visited by **us** so far as appears from **our** examination of the books, and proper Returns adequate for the purposes of audit have been received from branches not visited by **us**, subject to the comments given below:

In **our** opinion and to the best of **our** information, and according to information given to **us**, the said accounts give a true and fair view-

(i) in the case of the balance sheet, of the state of affairs of the above named **trust** as at **31/03/2015** and

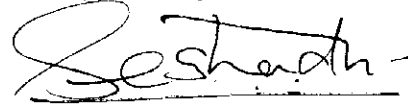
(ii) in the case of the profit and loss account, of the profit or loss of its accounting year ending on **31/03/2015**

The prescribed particulars are annexed hereto.

Place **Bangalore**

Date **29/09/2015**

Name
Membership Number
FRN (Firm Registration Number)
Address



K. SHESHADRI
020956
4191S
SUNANDA & SHESHADRI Ch
artered Accountants Tridipa, Gr
ound Floor, 46/2, 1 Cross, Somes
hwarapura Extn, Ulsoor, Banga
lore 560008

ANNEXURE

Statement of particulars

I. APPLICATION OF INCOME FOR CHARITABLE OR RELIGIOUS PURPOSES

1.	Amount of income of the previous year applied to charitable or religious purposes in India during that year (₹)	194812482
2.	Whether the trust has exercised the option under clause (2) of the Explanation to section 11(1) ? If so, the details of the amount of income deemed to have been applied to charitable or religious purposes in India during the previous year (₹)	No
3.	Amount of income accumulated or set apart for application to charitable or religious purposes, to the extent it does not exceed 15 per cent of the income derived from property held under trust wholly for such purposes. (₹)	Yes 995649
4.	Amount of income eligible for exemption under section 11(1)(c) (Give details)	No
5.	Amount of income, in addition to the amount referred to in item 3 above, accumulated or set apart for specified purposes under section 11(2) (₹)	0
6.	Whether the amount of income mentioned in item 5 above has been invested or deposited in the manner laid down in section 11(2)(b) ? If so, the details thereof.	Not Applicable
7.	Whether any part of the income in respect of which an option was exercised under clause (2) of the Explanation to section 11(1) in any earlier year is deemed to be income of the previous year under section 11(1B) ? If so, the details thereof (₹)	Not Applicable
8.	Whether, during the previous year, any part of income accumulated or set apart for specified purposes under section 11(2) in any earlier year-	
(a)	has been applied for purposes other than charitable or religious purposes or has ceased to be accumulated or set apart for application thereto, or	No
(b)	has ceased to remain invested in any security referred to in section 11(2)(b)(i) or deposited in any account	No


SUNANDA & SHESHADRI
29 SEP 2015
CHARTERED ACCOUNTANTS BANGALORE

	referred to in section 11(2)(b)(ii) or section 11(2)(b)(iii), or	
(c)	has not been utilised for purposes for which it was accumulated or set apart during the period for which it was to be accumulated or set apart, or in the year immediately following the expiry thereof? If so, the details thereof	No

II. APPLICATION OR USE OF INCOME OR PROPERTY FOR THE BENEFIT OF PERSONS REFERRED TO IN SECTION 13(3)


1.	Whether any part of the income or property of the trust was lent, or continues to be lent, in the previous year to any person referred to in section 13(3) (hereinafter referred to in this Annexure as such person)? If so, give details of the amount, rate of interest charged and the nature of security, if any.	No
2.	Whether any part of the income or property of the trust was made, or continued to be made, available for the use of any such person during the previous year? If so, give details of the property and the amount of rent or compensation charged, if any.	No
3.	Whether any payment was made to any such person during the previous year by way of salary, allowance or otherwise? If so, give details	Yes
	Details	Amount(₹)
	Remuneration and Related M.P.Vasimalai, Executive Director	661102
	Remuneration and Related M. Palaniswamy Programme Leader	479791
4.	Whether the services of the trust were made available to any such person during the previous year? If so, give details thereof together with remuneration or compensation received, if any	No
5.	Whether any share, security or other property was purchased by or on behalf of the trust during the previous year from any such person? If so, give details thereof together with the consideration paid	No
6.	Whether any share, security or other property was sold by or on behalf of the trust during the previous year to any such person? If so, give details thereof together with the consideration received	No
7.	Whether any income or property of the trust was diverted during the previous year in favour of any such person? If so, give details thereof together with the amount of income or value of property so diverted	No
8.	Whether the income or property of the trust was used or applied during the previous year for the benefit of any such person in any other manner? If so, give details	No

III. INVESTMENTS HELD AT ANY TIME DURING THE PREVIOUS YEAR(S) IN CONCERNS IN WHICH PERSONS REFERRED TO IN SECTION 13(3) HAVE A SUBSTANTIAL INTEREST

S. No.	Name and address of the concern	Where the concern is a company, number and class of shares held	Nominal value of the investment(₹)	Income from the investment(₹)	Whether the amount in col. 4 exceeded 5 per cent of the capital of the concern during the previous year-say, Yes/No
Total					

Place **Bangalore**
Date **29/09/2015**

Name
Membership Number
FRN (Firm Registration Number)
Address


R. SHESHADRI
020956
4191S
SUNANDA & SHESHADRI Chartered Accountants Tridipa, Ground Floor, 46/2, 1 Cross, Someshwarapura Extn, Ulsoor, Bangalore 560008

Form Filing Details

Revision/Original Original





DHAN (Development of Humane Action) Foundation

CONSOLIDATED BALANCE SHEET

	AS AT	March 31, 2015	March 31, 2014
	Schedule	(In Rupees)	
ASSETS			
FIXED ASSETS			
Written off as per contra	1	9,35,63,203	9,63,42,394
Land and Building funded from DHAN Corpus	1	5,10,83,474	5,60,68,848
INVESTMENTS	2	11,45,27,170	10,54,34,433
CURRENT ASSETS, LOANS AND ADVANCES			
Bank Balances	3	3,86,94,855	2,65,82,783
Loans and Advances	4	1,71,64,760	1,29,04,410
SPECIFIED FUNDS	6	4,32,41,610	2,74,45,745
Total		<u>35,82,75,072</u>	<u>32,47,78,613</u>
LIABILITIES			
CORPUS AND CAPITAL FUND	5	15,25,93,510	15,31,81,587
SPECIFIED FUNDS	6	7,71,84,540	6,35,40,323
CURRENT LIABILITIES	7	3,49,33,819	1,17,14,309
FIXED ASSETS WRITTEN OFF AS PER CONTRA	1	9,35,63,203	9,63,42,394
Total		<u>35,82,75,072</u>	<u>32,47,78,613</u>
Notes on Accounts	11		

Schedules 1 to 7 & 11 form an integral part of the Balance sheet

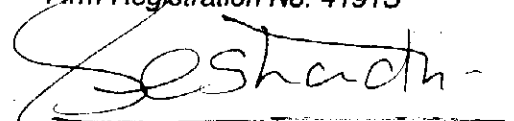

 Chairman
 B.T. Bangera


 Treasurer
 R.D. Thulasiraj


 Executive Director
 M.P. Vasimalai

Madurai

As per our Report of even date
 For Sunanda & Sheshadri
 Chartered Accountants
 Firm Registration No. 4191S


 K. SHESHADRI
 Partner
 Membership No. 020956



29 SEP 2015

DHAN (Development of Humane Action) Foundation
CONSOLIDATED INCOME AND EXPENDITURE ACCOUNT


	FOR THE YEAR ENDED	March 31, 2015	March 31, 2014
	Schedule		(In Rupees)
INCOME:			
Grants Received	8	17,85,34,611	21,49,22,688
Other Receipts	9	1,72,73,520	2,11,62,713
Total		19,58,08,131	23,60,85,401
EXPENDITURE:			
Community Banking Programme			
Programme Implementation		4,74,37,532	5,68,91,736
Capital Expenditure	1	4,99,588	4,84,246
Tank fed Agriculture Programme			
Programme Implementation		3,20,09,367	5,05,43,808
Capital Expenditure	1	3,71,610	2,16,911
Rainfed Agriculture Programme			
Programme Implementation		3,24,44,628	4,46,94,849
Capital Expenditure	1	21,61,640	19,80,151
Coastal Agriculture and Livelihood programme			
Programme Implementation		1,78,22,330	1,13,12,957
Capital Expenditure	1	9,80,924	1,04,700
New Themes and Other Programmes			
Programme Implementation		4,35,79,748	3,26,04,455
Capital Expenditure	1	40,00,351	44,04,499
Central Support System			
Programme Implementation		1,12,66,075	1,00,77,979
Capital Expenditure	1	17,80,827	35,23,790
Excess of Income over Expenditure		14,53,511	1,92,45,320
Total		19,58,08,131	23,60,85,401
Appropriation of Excess of Income over Expenditure	10	14,53,511	1,92,45,320
Notes on Accounts	11		

Schedules 1 & 8 to 11 form an integral part of the Income and Expenditure account

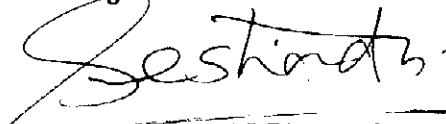

 Chairman
 B.T. Bangera


 Treasurer
 R.D. Thulasiraj

As per our Report of even date
 For Sunanda & Sheshadri
 Chartered Accountants
 Firm Registration No. 4191S


 Executive Director
 M.P. Vasimalai




 K. SHESHADRI
 Partner

Madurai

Membership No. 020956

29 SEP 2015

DHAN (Development of Humane Action) Foundation
SCHEDULE TO CONSOLIDATED BALANCE SHEET AS AT MARCH 31, 2015

Schedule 1 : Fixed Assets

(In Rupees)

Particulars	G R O S S B L O C K A T C O S T			D E P R E C I A T I O N			N E T B L O C K	
	As on 01.04.2014	Addition (Transfer)	Deletion (Transfer)	As on 31.03.2015	Rate for the year	Withdrawn on deletion	As on 31.03.2015	As on 31.03.2014
Community Banking Programme								
Freehold Land	6,58,021	-	-	6,58,021	-	-	6,58,021	6,58,021
Land & Building	1,32,48,179	-	-	1,32,48,179	10	7,27,040	65,43,359	72,70,399
Furniture and Fixtures	15,72,428	66,198	-	16,38,626	10	83,217	8,89,666	7,65,979
Office Equipments	4,37,637	-	-	4,37,637	15	16,344	3,45,023	1,08,958
Professional Equipments	55,13,955	2,47,542	-	57,61,497	60	2,76,830	55,76,944	2,13,841
Electrical Fittings	4,32,063	1,27,550	-	5,59,613	10	26,730	3,19,045	1,39,748
Vehicles	51,11,225	-	9,50,000	41,61,225	15	1,77,746	32,88,759	11,84,973
Staff Vehicles	-	58,298	-	58,298	-	-	58,298	-
Plant & Machinery	13,04,686	-	-	13,04,686	15	63,227	9,46,406	4,21,507
Total I	2,82,78,194	4,99,588	9,50,000	2,78,27,782	13,71,134	8,15,239	1,80,70,663	1,07,63,426
Tank Fed Agriculture Programme								
Freehold Land	1,76,689	-	-	1,76,689	-	-	1,76,689	1,76,689
Furniture and Fixtures	8,32,771	25,050	-	8,57,821	10	40,619	4,92,253	3,81,137
Office Equipments	4,32,305	-	-	4,32,305	15	23,548	2,98,867	1,56,986
Professional Equipments	45,29,094	3,23,115	-	48,52,209	60	2,27,608	47,00,470	56,232
Electrical Fittings	2,10,931	23,445	-	2,34,376	10	9,296	1,50,709	69,518
Staff Vehicles	1,12,640	-	49,086	63,554	-	-	63,554	1,12,640
Vehicles	17,73,575	-	4,55,926	13,17,649	15	61,094	10,26,574	4,07,293
Plant & Machinery	13,23,300	-	-	13,23,300	15	14,547	12,40,869	96,978
Total II	93,91,305	3,71,610	5,05,012	92,57,903	3,76,712	4,00,802	79,09,742	14,57,473
Rainfed Agriculture Programme								
Furniture and Fixtures	99,693	4,477	-	1,04,170	10	8,480	27,854	76,316
Office Equipments	76,240	55,222	-	1,31,462	15	16,947	35,430	96,032
Professional Equipments	14,50,894	14,71,941	-	29,22,835	60	10,57,990	22,17,508	7,05,327
Electrical Fittings	11,755	-	-	11,755	10	984	2,901	8,854
Plant & Machinery	20,41,753	-	-	20,41,753	15	2,49,097	6,30,202	14,11,551
Vehicles (Battery operated)	-	6,30,000	-	6,30,000	80	5,04,000	5,04,000	1,26,000
Total III	36,80,335	21,61,640	-	58,41,975	15,80,397	18,37,498	34,17,895	20,99,938
Coastal Agriculture and Livelihood programme								
Freehold Land	69,77,521	-	-	69,77,521	-	-	-	69,77,521
Land & Building	2,20,07,184	-	-	2,20,07,184	10	10,71,176	1,23,66,603	1,07,11,757
Furniture and Fixtures	11,90,415	1,18,409	-	13,08,824	10	69,865	6,80,043	5,80,237
Office Equipments	8,85,119	2,92,185	-	11,77,304	15	65,452	6,93,081	4,84,223
Professional Equipments	64,00,265	5,36,350	-	69,36,615	60	3,50,577	67,02,897	47,945
Electrical Fittings	3,89,864	33,980	-	4,23,844	10	18,191	2,60,124	1,63,720
Plant and Machinery	1,12,91,517	-	-	1,12,91,517	15	6,39,639	76,71,719	36,19,798
Vehicles	49,39,556	-	4,79,611	54,19,167	15	1,56,350	36,54,329	10,58,869
Total IV	5,40,81,441	9,80,924	4,79,611	6,91,42,980	3,00,21,105	3,85,188	3,20,28,796	2,25,53,958

SIN
MANGALORE

DHAN (Development of Humane Action) Foundation

SCHEDULE TO CONSOLIDATED BALANCE SHEET AS AT MARCH 31, 2015

Schedule 1 : Fixed Assets (Contd...)

Particulars	G R O S S B L O C K A T C O S T		D E P R E C I A T I O N		N E T B L O C K					
	As on 01.04.2014	Addition (Transfer)	Deletion (Transfer)	As on 31.03.2015	As on 01.04.2014	Rate	for the year	Withdrawn on deletion	As on 31.03.2015	As on 31.03.2014
New Themes and Other Programmes										
Freehold Land	24,70,674	-	-	24,70,674	-	-	-	-	24,70,674	24,70,674
Building	5,44,58,729	75,53,778	-	6,20,12,507	1,88,34,792	10	43,17,771	-	2,31,52,563	3,88,59,944
Building work in Progress	39,27,449	(39,27,449)	-	-	-	-	-	-	-	39,27,449
Furniture and Fixtures	20,22,036	-	-	20,22,036	11,33,528	10	88,851	-	12,22,379	7,99,657
Office Equipments	7,94,833	-	-	7,94,833	5,79,759	15	32,261	-	6,12,020	1,82,813
Professional Equipments	92,43,068	2,14,800	-	94,57,868	89,79,091	60	2,87,267	-	92,66,358	1,91,510
Electrical Fittings	6,33,466	1,59,222	-	7,92,688	3,84,001	10	40,869	-	4,24,870	3,67,818
Vehicles	21,21,431	-	4,39,000	16,82,431	15,64,814	15	83,493	3,52,572	12,95,735	3,86,696
Staff Vehicles	51,445	-	51,445	-	-	-	-	-	-	51,445
Plant & Machinery	52,34,902	-	-	52,34,902	21,47,370	15	4,63,130	-	26,10,500	26,24,402
Total V	8,09,58,033	40,00,351	4,90,445	8,44,67,939	3,36,23,355		53,13,642	3,52,572	3,85,84,425	4,58,83,514

Central Support System										
Freehold Land	59,83,156	-	-	59,83,156	-	-	-	-	-	59,83,156
Building	31,96,147	-	-	31,96,147	3,19,615	10	2,87,653	-	6,07,268	25,88,879
Furniture and Fixtures	3,85,347	-	-	3,85,347	1,68,158	10	21,719	-	1,89,877	1,95,470
Office Equipments	1,60,940	-	-	1,60,940	99,618	15	9,198	-	1,08,816	52,124
Professional Equipments	6,33,776	-	-	6,33,776	6,27,602	60	3,704	-	6,31,306	2,470
Electrical Fittings	7,38,584	51,130	-	7,89,714	1,83,492	10	60,622	-	2,44,114	5,45,600
Plant and Machinery	-	16,06,684	-	16,06,684	-	-	2,41,003	-	10,88,538	13,65,681
Vehicles	17,64,313	-	-	17,64,313	9,69,284	15	1,19,254	-	1,87,216	7,95,029
Staff Vehicles	1,32,049	1,23,013	67,846	1,87,216	-	-	-	-	-	1,32,049
Total VI	1,29,94,312	17,80,827	67,846	1,47,07,293	23,67,769		7,43,153	-	31,10,922	1,15,96,371
Total (I+II+III+IV+V+VI)	18,93,83,620	97,94,940	24,92,914	19,66,85,646	9,30,41,226		1,20,35,018	19,53,801	10,31,22,443	9,35,63,203

Office Building Funded from Own Corpus										
Free hold land	20,94,344	-	-	20,94,344	-	-	-	-	-	20,94,344
Building	5,99,71,672	4,57,862	-	6,04,29,534	59,97,168	10	54,43,236	-	1,14,40,404	4,89,89,130
Total	6,20,66,016	4,57,862	-	6,25,23,878	59,97,168	10	54,43,236	-	1,14,40,404	5,10,83,474



[Handwritten signature]

Treasurer
R.D. Thulasiraj

[Handwritten signature]
Chairman
B.T. Bangera


Executive Director
M.P. Vasimajal

29 SEP 2015

DHAN (Development of Humane Action) Foundation

SCHEDULES TO CONSOLIDATED BALANCE SHEET

AS AT	March 31, 2015	March 31, 2014
<i>(In Rupees)</i>		
Schedule 2 : Investments		
Ford Foundation Corpus Fixed Deposits :		
Housing Development Financial Corporation	97,00,000	97,00,000
REPCO Bank	2,01,24,399	1,87,01,227
City Union Bank	1,25,43,151	1,25,43,151
Pandiyan Grama Bank	92,34,294	84,38,541
Canara Bank	-	10,22,430
	5,16,01,844	
Sir Dorabji Tata Trust Corpus Fixed Deposits :		
Fixed Deposit with REPCO Bank	2,38,19,553	2,08,19,998
Fixed Deposit with Pandian Grama Bank	1,15,64,410	1,05,26,529
Fixed Deposit with City Union Bank	1,07,73,562	98,08,072
	4,61,57,525	
DHAN own/ Other Corpus Fixed Deposits:		
Pandiyan Grama Bank		15,00,000
		16,40,167
Community Risk Reserve & Other Funds Fixed Deposits:		
Pandiyan Grama Bank	1,08,71,916	91,41,197
Canara Bank	10,22,430	-
City Union Bank	32,33,288	32,33,288
	1,51,27,634	
Total	11,45,27,170	10,54,34,433
Schedule 3 : Bank Balances		
In Savings accounts	3,21,23,544	2,26,48,153
In Fixed Deposits	65,71,311	39,34,630
Total	3,86,94,855	2,65,82,783
Schedule 4 : Loans and Advances		
Advances Recoverable:		
Project Advances to staff	2,18,962	13,54,097
Deposits	14,43,600	12,29,700
Other Advances Recoverable	1,55,02,198	1,03,20,613
Total	1,71,64,760	1,29,04,410


 Chairman
 B.T. Bangera


 Treasurer
 R.D. Thulasiraj


 Executive Director
 M.P. Vasimalai

Madurai



29 SEP 2015

DHAN (Development of Humane Action) Foundation

SCHEDULES TO CONSOLIDATED BALANCE SHEET - AS AT MARCH 31, 2015

(In Rupees)

Particulars	Opening Balance as on Apr 1, 2014		Amounts not included in Income and Expenditure account Receipt / Transfer		Appropriation from income and expenditure a/c		Transfers / Depreciation for the year (contra) Schedule-1	Closing Balance as on Mar 31, 2015
	as on Apr 1, 2014	Receipt / Transfer	Income	Surplus / (Expenses)	expenditure a/c	for the year (contra) Schedule-1		
Schedule 5 : Corpus and Capital Fund								
Corpus Fund								
Ford Foundation	4,94,63,451	-	38,50,334	(27,16,166)				5,05,97,619
Sir Dorabji Tata Trust	4,21,20,915	-	50,04,348	(18,05,958)				4,53,19,305
DHAN Foundation Own	12,50,000	12,50,000	-	-		(4,57,862)		20,42,138
Tata DHAN Academy	20,00,000	-	1,43,638	(1,43,638)				20,00,000
DHAN Foundation Own Building Corpus	5,60,68,848	4,57,862	-	-		(54,43,236)		5,10,83,474
Total	15,09,03,214	17,07,862	89,98,320	(46,65,762)		(59,01,098)		15,10,42,536
	22,78,373	-	-	(1,84,863)		(5,42,536)		15,50,974
CAPITAL FUND	15,31,81,587	17,07,862	89,98,320	(48,50,625)				15,25,93,510

Schedule 6 : Specified Fund

Donors' Account - Net	1,22,81,614	5,42,536	-	(14,35,517)				1,13,88,633
Sir Ratan Tata Trust (SRTT) Revolving Fund	3,76,000	-	-	-				3,76,000
Other Revolving fund returns	33,48,519	-	-	-				33,48,519
Community Risk Reserve Fund	1,84,68,062	-	20,96,831	(29,05,962)				1,76,58,931
Vehicle Fund	16,20,383	-	6,17,000	(10,66,536)				11,70,847
TOTAL	3,60,94,578	5,42,536	27,13,831	(54,08,015)				3,39,42,930

Less: Donors' account net balance included above

1,22,81,614

Add: Donors' account Surplus balances

3,97,27,359

Donors' account Deficit balances

(2,74,45,745)

1,22,81,614

TOTAL

6,35,40,323

7,71,84,540

Madurai

Chairman
B. T. Bangera

Treasurer
R. D. Thulasiraj

Executive Director
M. P. Vasimlai




DHAN (Development of Humane Action) Foundation
SCHEDULES TO CONSOLIDATED BALANCE SHEET


(In Rupees)


	AS AT	March 31, 2015	March 31, 2014
Schedule 7 : Current Liabilities			
Cash Credit - Pandyan Grama Bank		50,92,257	45,74,173
Demand Loan - Pandyan Grama Bank		2,84,00,000	50,00,000
Payables etc		14,41,562	21,40,136
Total		3,49,33,819	1,17,14,309

SCHEDULES TO CONSOLIDATED INCOME AND EXPENDITURE ACCOUNT

	AS AT	March 31, 2015	March 31, 2014
Schedule 8 : Grants Received			
From Foreign Agencies			
International Development Research Centre (IDRC)		2,28,22,466	4,29,89,474
WomenStrong International, USA		1,56,27,500	-
Stichting Duurzame Micro Pensioenen, The Netherlands		1,40,80,708	1,16,28,493
HIVOS, The Netherlands		1,28,76,357	82,01,932
Caritas, Switzerland		82,11,000	82,37,202
Unilever Industries (P) Ltd. (HUL)		80,14,000	-
Water.org, USA		56,62,340	76,81,080
Karunai Illam Trust, New Zealand		53,61,963	43,98,817
Rabobank Foundation, The Netherlands		44,43,600	2,92,04,497
Delegation of the European Union of India		41,80,630	78,29,477
Bioversity International		35,11,960	7,83,644
HOPE international		7,05,432	2,59,490
Bill & Melinda Gates Foundation, USA		22,28,229	31,98,519
TAI-Voluntary Health Services, India		11,54,927	13,97,160
The ITC Rural Development Trust		5,34,673	-
Hugnine Rallapalli Foundation (HRF)		3,67,500	6,12,500
Consortium of DEWATS Dissemination Society		2,54,000	1,44,000
GIZ, New Delhi		16,39,389	28,44,364
Oxfam Novib, The Netherlands		10,81,655	-
Focus India Forum, Singapore		2,50,000	4,00,000
Others		4,01,541	1,33,98,796
	c/f	11,34,09,870	14,32,09,445


 Chairman
 B.T. Bangera
 Madurai


 Treasurer
 R.D. Thulasiraj


 Executive Director
 M.P. Vasimalai




3351

29 SEP 2015


DHAN (Development of Humane Action) Foundation
SCHEDULES TO CONSOLIDATED INCOME AND EXPENDITURE ACCOUNT

(In Rupees)

	AS AT	March 31, 2015	March 31, 2014
Schedule 8 : Grants Received (contd...)			
	b/f	11,34,09,870	14,32,09,445
From Indian Agencies			
AXIS Bank Foundation		1,47,69,610	-
Bharat Petroleum Corporation Limited		77,00,005	32,00,000
Integrated Water Development Prog. (IWMP) DWMA GoAP		89,98,111	34,38,100
CAIM Project , Govt. of Maharashtra		68,00,000	89,00,776
MAVIM, Govt of Maharashtra		45,00,000	1,93,01,500
State Balanced Growth Fund (SBGF)		41,81,500	-
Madras Atomic Power Station		4,21,294	4,43,500
DHDR Ramnad, Madurai and Thiruvannamalai Districts		7,59,600	2,24,560
Department of Horticulture, Madurai		1,49,770	-
National Bank for Agriculture and Rural Development		38,46,977	86,45,990
Navajbai Ratan Tata Trust		21,70,500	21,70,500
Nuclear Power Corporation India Limited		16,97,124	14,77,897
Rural Development Dept. GoAP, Utnoor Rainfed		9,88,419	-
DWMA / APCBTMP , Govt. of AP		9,86,510	5,39,730
India Water Partnership		8,05,953	2,14,753
Larsen & Toubro		5,00,000	-
National Agricultural Innovation Project (NAIP), Govt. of India		3,31,622	5,23,000
Hindustan Unilever Limited		-	1,00,00,000
Others		57,85,614	1,26,57,193
Subtotal		6,53,92,609	7,17,37,499
Less Grant refunded :			
Sir Ratan Tata Trust		(2,50,000)	-
ITC Rural Development Trust		(17,868)	(24,256)
Total		17,85,34,611	21,49,22,688
Schedule 9: Other Receipts			
Interest from Investment of Corpus and other funds		89,98,320	1,32,35,734
Other Interest from Banks		35,22,797	23,97,982
Education Programme Receipts		23,81,503	21,08,875
Other Income		14,36,440	25,05,172
Donations		9,34,460	9,14,950
Total		1,72,73,520	2,11,62,713


Chairman
B.T. Bangera
Madurai


Treasurer
R.D. Thulasiraj


Executive Director
M.P. Vasimalai


29 SEP 2015





DHAN (Development of Humane Action) Foundation


SCHEDULES TO CONSOLIDATED INCOME AND EXPENDITURE ACCOUNT

	AS AT	March 31, 2015	March 31, 2014
		(In Rupees)	
Schedule 10 : Appropriation of Excess of Income over Expenditure / (Expenditure over income)			
Excess of Income over Expenditure (Expenditure over Income)		<u>14,53,511</u>	<u>1,92,45,320</u>
Transfer :			
From Investment income			
Ford Foundation Corpus Fund		38,50,334	30,54,823
Sir Dorabji Tata Trust corpus Fund		50,04,348	93,41,650
Tata Dhan Academy Corpus Fund		1,43,638	60,000
Community Risk Reserve Fund		20,96,831	8,71,460
Vehicle Fund		6,17,000	3,33,000
Of Expenses to Corpus funds			
DHAN Foundation Own		-	-
Sir Dorabji Tata Trust		(18,05,958)	(20,55,160)
Ford Foundation		(27,16,166)	(36,60,816)
Community Risk Reserve Fund		(29,05,962)	(7,54,379)
Book Fund			(4,12,419)
Vehicle Fund		(10,66,536)	(21,08,394)
Tata Dhan Academy Corpus fund		(1,43,638)	(60,000)
Of Surplus / (Deficit)			
Capital Fund - Net (Deficit)		(1,84,863)	(65,78,577)
Donor's account - Surplus / (Deficit)		(14,35,517)	2,12,14,132
Total		<u>14,53,511</u>	<u>1,92,45,320</u>


Chairman
B.T. Bangera


Executive Director
M.P. Vasimalai


Treasurer
R.D. Thulasiraj



Madurai

29 SEP 2015

DHAN (Development of Humane Action) FOUNDATION

Schedules to Balance sheet & Income and Expenditure account - Consolidated - for the year ended March 31, 2015

Schedule 11: Notes on accounts

1. The guiding principles that are fundamental to the Trust are:

- 1.1 High quality human resources will be engaged in grassroots work. The focus of the work will be on enabling rather than delivering through direct action.
- 1.2 Value collaboration with mainstream institutions and government to demonstrate new and effective ways of development intervention and to build viable linkages between people and mainstream.
- 1.3 Promoting people's organisations at various levels, with focus on one particular theme for sustainability.
- 1.4 The strategy for growth is towards enriching the themes and retain subsectoral focus.

2. In pursuance of its objects and based on the guiding principles set out in para 1 above the Trust:

- 2.1 Undertakes projects and facilitates government and private local institution sponsored projects for promotion, renovation and maintenance of irrigation systems, and of natural resources, by land treatment, watershed management, afforestation, waste land development and management and also housing/housing finance for the needy.
- 2.2 Promotes women's mutual credit and savings groups, associations of such groups and federations of such associations to enhance the savings and borrowing power of the poor to promote income generation activities for their livelihood.
- 2.3 Works with the poor through locally active groups, informal and otherwise, in the accomplishment of its objectives.
- 2.4 Provides technical and management assistance to similar voluntary agencies, institutions, government departments and funding agencies involved in developmental work in India.

3. In the course of implementing the development projects the Trust facilitates the mobilisation of substantial resources from various rural development schemes of the government and banks and through participants' own contribution, which are directly channeled to the participants. These have no monetary impact on the accounts of the Trust. This is in keeping with the Trust's policy of progressively strengthening the capability of the weaker sections to deal effectively with development agencies and to manage development activities themselves. The administrative overheads incurred on account of the technical/managerial support extended are charged as expenditure of the Trust.

4. In the case of informal savings and credit groups and other income generation activities flowing therefrom, the Trust provides inter alia revolving fund grants & interest free working capital loans, as per the mandate of the donors to the beneficiaries and the same are separately accounted for through the Balance Sheet, held in Trust and administered. All other grants (except corpus grants), including capital grants, are taken as revenue receipts of the Trust in the year of receipt.

29 SEP 2015



5. The Trust follows cash basis of accounting. Accordingly, unpaid interest on demand loans from banks borrowed against the security of fixed deposits has not been recognised as expenditure.
6. Fixed assets are written off in the year of acquisition as expenditure in the income and expenditure account.

However to present a more realistic picture of the value of assets appearing in the balance sheet, depreciation at the rates provided in the Income Tax Act, 1961 is being reduced from the cost of the fixed assets on the written down value method. Written down value of assets so arrived at is shown as contra on both the assets & liabilities side of the Balance sheet.

Where land and buildings are purchased for a consolidated consideration without break-up, depreciation has been provided on such consolidated amount.


No depreciation has however been provided on staff vehicles as they are deleted when transferred to the employees at cost on their repayment of the loan taken to acquire the vehicle.

Professional equipment includes computers, projectors, cameras etc., and have been depreciated at the rate applicable to computers.

7. Office Land & Building funded to the extent of (Gross Block) Rs. 6,25,23,878/- (including opening balance of Rs. 6,20,66,016/-) from own corpus and depreciation thereon (see note 6 above) has been retained as a separate item in Schedule 1 and 5 to ensure the disclosure of the corpus and the corresponding utilisation against it.
8. Fixed deposits of Rs. 4,03,79,427 (previous year Rs 1,27,82,407) included in schedule 2 under the head Investments with REPCO Bank, City Union Bank and Pandyan Grama Bank are under lien towards loans from the said banks.
9. Fixed deposits of Rs. 86,207 (Previous year Rs 1,73,543) are under lien with Banks as margin for the bank guarantees issued by them in favour of DWDO, Kolar and Government of India.
10. Previous year's figures have been regrouped / reclassified wherever necessary.


Chairman


Treasurer



Madurai


Executive Director

29 SEP 2015